

Continuous User Identification via Touch and Movement Behavioral Biometrics

Cheng Bo*, Lan Zhang[†], Taeho Jung[‡], Junze Han[‡], Xiang-Yang Li^{†‡}, Yu Wang*

*Department of Computer Science, University of North Carolina at Charlotte, Charlotte, USA

[†]Department of Software Engineering, Tsinghua University, Beijing, China

[‡]Department of Computer Science, Illinois Institute of Technology, Chicago, USA

Email: cbo1@uncc.edu, zhanglan03@gmail.com, {tjung,jhan20}@hawk.iit.edu, xli@cs.iit.edu, yu.wang@uncc.edu

Abstract—With the increased popularity of smartphones, various security threats and privacy leakages targeting them are discovered and investigated. In this work, we present *SilentSense*, a framework to authenticate users silently and transparently by exploiting dynamics mined from the user touch behavior biometrics and the micro-movement of the device caused by user’s screen-touch actions. We build a “touch-based biometrics” model of the owner by extracting some principle features, and then verify whether the current user is the owner or guest/attacker. When using the smartphone, some unique operating dynamics of the user is detected and learnt by collecting the sensor data and touch events silently. When users are mobile, the micro-movement of mobile devices caused by touch is suppressed by that due to the large scale user-movement which will render the touch-based biometrics ineffective. To address this, we integrate a movement-based biometrics for each user with previous touch-based biometrics. We conduct extensive evaluations of our approaches on the Android smartphone, we show that the user identification accuracy is over 99%.

I. INTRODUCTION

The rapid development in mobile device industry has now stimulated the blooming of the personalized applications (checking email, enjoying personal photos [1]) and services (mobile payment, smart home [2], [3]) for more convenience and better user experience. According to survey [4], a large number of users concern about their data privacy and integrity when sharing mobile phones to others [5], [6]. User identification is an important component of mobile devices for personalized services and data access control. From the perspective of device, therefore, we cannot assume the current user is authentic, even after the initial successful unlock verification using various mechanisms, *e.g.*, PIN or fingerprint based authentication. Besides, when you share your device to other guest users, a owner-triggered protection strategy before handing is labor-intensive and makes most owner awkward because it shows distrust to the guest [4]. Under this circumstance, it would be good for device to identify the current user *swiftly, silently, inconspicuously* and *continuously*, as well as provide necessary privacy protection and access control.

At present, PIN codes or password is the most common identification and access control strategy in commercial mobile device operating systems, such as iOS, which is obviously labor-intensive, and does not provide silent and continuous authentication. Facial recognition [7] by the front camera is another optional strategy to identify users. But it is still annoying

to require users to take pictures frequently. Besides, the face recognition accuracy is unreliable with changing environment and frequent imaging is power-consuming, which renders the continuous authentication expensive using this technology. The latest solution exploits the capacitive touch communication as a mechanism to distinguish different users [2], which utilizes touch screen device as receivers for an identification code transmitted by a hardware identification token. This mechanism requires special devices. All these mechanisms have the risk of being imitated, *e.g.*, peeking at the PIN code, using a photo to cheat the camera, or eavesdropping on the communication between the transceivers.

On the other hand, the motion sensors integrated in most smartphones have stimulated the research on user identification through behavior detection [8]. For example, TapPrints [9] indicates the behavior of tapping on different locations on the touch screen will be reflected from sensory data, and such observation may be considered as potential risk of compromising user’s privacy [10]. In addition, individual users may have their own interacting behavior patterns, and these motion sensors may help to characterize user’s behavior to identify users [11]. GEAT [12] is the latest gesture based user authentication scheme for securely unlock the touch-screen based devices, which provides an average EER of 0.5% with 3 gestures using only 25 training samples. However, such system still cannot provide continuous authentication to prove the identity of being legitimate user of the device a while after unlock the device.

In this work, by investigating the feasibility of utilizing the behavioral biometrics extracted from smartphone sensors for user identification, we propose *SilentSense*, a non-intrusive continuous user identification mechanism to silently substantiate whether the current user is the device owner or a guest or even an attacker [13]. Exploiting the combination of several interacting features from both touching behavior (pressure, area, duration, position) and reaction of devices (acceleration and rotation), *SilentSense* achieves highly accurate identification with low delay. Usually the interacting behavior could be observed while the smartphone is in relatively static condition. Therefore, a great challenge comes from the circumstance when the user is in motion, such as walking. The perturbation generated by the interacting will be suppressed by larger-scale user movement. While most of existing works neglect this circumstance, *SilentSense* is capable of identifying user in motion by extracting the motion behavior biometrics.

Keeping the sensors always on provides minimum guest identification delay, but could cause unwanted energy consumption since most of time the current user is the owner or the current app is not sensitive, *e.g.*, the game app. But an

This work is supported in part by the US National Science Foundation under Grant No. CNS-1319915, CNS-1343355, CNS-1035894, NSF ECCS-1247944, NSF ECCS-1343306, NSF CMMI 1436786 and the Natural Science Foundation of China under Grant No. 61428203, No. 61170216, No. 61228202, No. 61125020, and CERG-61361166009.

intrusion may be missed when the sensors are off. Facing this debacle, we propose a novel model to estimate the current user leveraging the observation of owner’s sociable habit. An online decision mechanism is designed for the timing to turn on or turn off sensors, which provides a balance between energy cost, delay and accuracy. Such mechanism results in an adaptive observing frequency according to owner’s social habit.

We evaluate the effectiveness of *SilentSense* through extensive experiments using the empirical data collected from 100 volunteer users in both static and motion scenarios. The evaluation results indicate that in the former scenario, our approach is able to classify the legitimate user and guest/impostors with averaged equal error rate about 20% with only one stroke, 0 error with about 13 strokes. However, when users are moving, the approach designed for static scenario deteriorate to with false reject ratio (FRR) about only 18% after 4 steps. Our integrated approach using motion behavior biometrics improves the FAR and FRR to reaches 0 with only 3 steps. Our study also shows that individual behavior patterns are difficult to be imitated precisely, and the feature is unique. The evaluation also shows our online decision mechanism can successfully identify the guest user with averaged 2.26 actions delay with a 98% accuracy guarantee when 57% time the sensors are off.

II. SYSTEM OVERVIEW

SilentSense is designed as a pure software-based framework, running in the background of smartphone, which non-intrusively explores the behavior of users interacting with the device without any additional assistant hardware.

A. Main Idea

The main idea of *SilentSense* for user identification comes from two aspects: (1) how you use the device; and (2) how the device reacts to the user action.

While using mobile devices, most people may follow certain individual habits unconsciously. Running as a background service, *SilentSense* exploits the user’s app usage and interacting behavior with each app, and uses the motion sensors to measure the device’s reaction. Correlating the user action and its corresponding device reaction, *SilentSense* establishes a unique biometric model to identify the role of current user.

We investigate the phone usage behavior of our colleagues. Tiny perturbation of the whole device will be captured by motion sensors when a user touches the screen. The amplitude of such tiny perturbation depends on the user’s holding gesture, the touching pressure and coordinate. The framework focuses on extracting essence features from the user’s behavior, including both screen-touch events and the user’s motion events, to determine the discriminative patterns of individuals. Such behavior pattern and dynamics are much difficult to be imitated or attacked as these are often invisible. Besides, both our investigation and [4] show that people share phone with friends from time to time and the share frequency varies with the owners’ social habit. The phone belonging to a more sociable owner, tends to have a higher probability to be shared with guest users, which may require a relatively high identification frequency, and vice versa. The social characteristic of the owner can help us to optimize the observation frequency to reduce the overall energy cost with a identification performance guarantee.

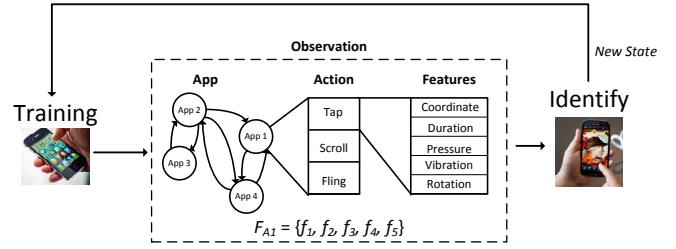


Fig. 1. Framework overview.

While the owner is using the phone, it is feasible to establish a behavior model through automatically learning. When interacting happens, the system evaluates the probability of being the owner, and updates the evaluation with increasing observations to determine the identity silently and automatically. If the current user is a guest, the privacy protection mechanism will be triggered automatically, which prevents the privacy leakage while maintaining the trustiness of the guest user. Based on the historical identification results, the social characteristic of the owner could be learned to help decide the observation frequency.

B. Challenges

In order to achieve the identification in an accurate, silent and fast manner, the following technical challenges should be addressed.

User Behavior Modeling: To characterize individuals’ unconscious use habits accurately, the user behavior model should contain multiple features of both user’s action and device’s reaction. In addition, the connection between features may not be neglected for identification, such as different interaction coordinates on the touch screen may cause different reaction vibrations of the device.

Identification Strategy: To establish the user behavior model, for the owner there are abundant behavior information. For a guest, the collected behavior information may be very limited. In addition, in motion scenarios, some interacting features will be swamped by the motion from the perspective of sensory data, which greatly increases the difficulty of accurate identification. Thus it is challenging to distinguish users with limited information effectively, even if the interacting features are partially swamped.

Balance Among Accuracy, Delay and Energy: Nonstop observation with sensors provides identification with small delay and high accuracy, but may cause unwanted energy consumption for the mobile device when the current user is the owner or a guest is using an insensitive app, e.g., playing a game. But intrusion may happen when the sensors are off and the risk increases with the detection delay. A well designed mechanism is required to decide the observation timing to reduce energy consumption while guarantee the identification accuracy and delay.

C. Main Framework

The framework model consists of two basic phases: *Training* and *Identification*, as shown in Figure 1. The training phase is conducted to build a behavior model when the user is interacting with the device, and the identification phase is

implemented to distinguish the identity of the current user based on the observations of each individual’s interacting behaviors. When a guest user is observed, privacy protection mechanism will be triggered automatically. After the guest leaves and the owner returns, privacy protection will be reset for the owner’s convenience.

The framework trains the device owner’s behavior model by retrieving two types of correlated information, the information of each touch-screen action and the corresponding reaction of the device when the user is static. In the motion scenario, instead of the reaction information, motion features will be detected. Initially, we assume that the device has only the owner’s information, *e.g.* a newly bought phone, only owner’s features are captured and trained. Therefore we conduct identification through one-class SVM classifier, which only provides whether the observed features belong to the owner (true or false). However the identification accuracy by one observation is usually not high enough for an identity conclusion, continuous consistent judgements will increase the accumulated confidence for this judgement. When the accumulated confidence is high enough, a conclusion is ready and the newly observed features will be added to the owner or guest dataset according to the conclusion to update the model. Gradually, by self-learning, the model will be upgraded to two-class SVM model, which provides more accurate judgement.

To reduce energy cost of frequent observations, an optimal stoping mechanism is designed to determine the timing to stop observation *i.e.*, turn sensors off, with a good accuracy guarantee. Based on the recent historical conclusions, the social characteristic of the owner can be learnt. Here the social characteristic refers in particular to the frequency/probability this owner shares his/her device with a guest. With the help of the social characteristic, a strategy is designed to determines the timing to restart observation.

D. Interacting Model

For touch actions, there are three principle gestures: *tap*, *e.g.*, texting, clicking item, *scroll*, *e.g.*, browsing mails and tweets, and *fling*, *e.g.*, reading e-books. Different gestures usually have different touch features and lead to different device reactions. Interacting with certain app often involves a certain set of gestures. For a touch action T_i , we combine the app with its touch gesture and the features captured by this framework as one *observation*, denoted as $O_i = \{A_i, G_i, f_{i1}, \dots, f_{in}\}$. here A_i is the app being used, G_i represents the gesture (*e.g.* tapp), and $f_{i,j}$ ($j \geq 1$) are features of the observed action.

Because of individual habits, the features of the same gesture for the same app vary for different users. Two types of features are used in this system: the *touch* features and *reaction* features. The touch features include touch coordinate on the screen, touch pressure and duration, which can be obtained from system API. To capture the reaction features, we notice that diverse gestures and positions for holding the device by individual users infer different amplitudes of vibration caused by each touch, which has already been proved by previous works ([9], [14]). Such tiny reaction of the devices produces an identifiable patterns which could be observed via accelerometer and gyroscope. Therefore, for each gesture (G_i) in one observation, its feature is the combination of

three touch features and two reaction features, presented as: $F_{G_i} = \{f_1, f_2, f_3, f_4, f_5\}$.

E. Identification Strategy

Both the training and identification process are established based on observations from interacting behavior as illustrated in Figure 1. In this section, we present our self-learning model and identification strategy.

Initially, without only the owner’s behavior data, a one-class SVM model is trained to identify a new observation O_i and provide the judgement J_i whether this action belongs to the owner or not, *i.e.*, $J_i = true$ or $J_i = false$. Lacking of groundtruth, it is difficult to determine the correctness of the judgement. To achieve high identification accuracy, we adopt the SVM model’s credibility for each judgment J_i as the *confidence* of the framework on J_i . Let this confidence be $\varepsilon_i(J_i)$, which indicates the probability the framework considers that J_i is correct for the current observation O_i . Using one-class SVM, the judgement of one observation usually is not accurate enough to make a identity conclusion. Obviously, more observations leads to higher conclusion accuracy. Specifically, let $\{J_1, J_2, \dots, J_k\}$ be a sequence of consistent judgements, *i.e.* $J_1 = J_2 = \dots = J_i$, to continuous observations $\{O_1, O_2, \dots, O_k\}$. Based on the judgement sequence, an identity conclusion $I_{1,k}$ can be made, *i.e.* $I_{1,k} = J_k$. Then the *conclusion confidence* will be cumulated as

$$\mathbf{P}_{1,k} = \mathbf{P}(J_1, J_2, \dots, J_k) = 1 - \left(\prod_{i=1}^k (1 - \varepsilon_i(J_i)) \right), \quad (1)$$

which indicates the probability this framework considers that the identity conclusion $I_{1,k}$ is correct. Then the identification delay \mathbf{d}_k for a conclusion $I_{1,k}$ is defined as the number of observations taken to achieve this conclusion. With the number of observation increases, the framework will be more confident to provide a correct conclusion, meanwhile the delay will increase. Note that, an inconsistent judgement will interrupt the sequence, and the conclusion confidence need to be cumulated from scratch. Except some multi-player game, which is not privacy sensitive, in most cases, there won’t be frequent switches between guest and owner. Since a conclusion will change the privacy setting, a high confidence is required to give an identity conclusion. A conclusion confidence threshold \mathbf{P}_θ can be given to make sure this framework only outputs conclusion with confidence higher than \mathbf{P}_θ .

While the system uses the owner’s model to make identification conclusions, the observation generating a judgement with high confidence will be added into the owner or guest training data buffer accordingly. With a small amount of guest data, our system upgrades the model to *two-class* SVM model, which outperforms the one-class model in accuracy. The SVM model will be continuously updated using the most recently buffered data. Considering the training data, the number of owner actions usually will be far greater than the number of guest users, the updating frequency of guest behavior should be higher than that of owner’s.

F. Observation Decision

In practice, user usually requires a high conclusion confidence, which may lead a undesired long conclusion delay. In addition, the main energy cost of *SilentSense* is caused by sensors. Nonstop observation may cause unwanted energy

consumption, as for most of the time the user is the owner. The balance among accuracy, delay and energy is challenging. In this section, we investigate the requirements of the device owner and design a strategy to determine the timing to start and stop observation, *i.e.* turn on and turn off sensors.

First, we consider the privacy requirements of the owner. Not all apps are privacy related, *e.g.*, game apps are frequently used but nonsensitive. For an sensitive app, if the user is a guest, the privacy protection mechanism should be enabled immediately; if the user is the owner, the protection mechanism should be disabled for the owner's convenience. So if the current app is sensitive, the privacy and functionality requirements take priority over energy. The current app can be detected by system API without extra energy cost. Then we get the first rule of the strategy: *When there is a switch from a nonsensitive app to a sensitive app, observation should be started immediately (if hasn't been). And while the user is interacting with a sensitive app, the observation should not be stopped.*

When the current app is nonsensitive, observations help the framework to collect training data and get ready for a sudden app/user switch. In this case, nonstop observation is not necessary and energy waste. The issue is when to start/stop observation. To guarantee a highly accurate conclusion with small delay, the main idea of our decision strategy is to keep the framework confident enough about the current user's identity using the sensors as less as possible.

When the observation with sensors has been started but a conclusion hasn't been made, the confidence of the current user's identity is the accumulated confidence according to Eq. (1). Although larger number of observation leads to higher confidence, which implies higher accuracy, the energy cost will increase too. Formally, let the current touch action be T_k , which can be acquired from system API, requiring no extra energy. Its corresponding observation is O_k and the judgement by SVM is J_k . Let O_s be the observation from which the judgements are consistent with J_k , *i.e.*, $J_i = J_k$ for $s < i < k$. Then the framework has a candidate identity conclusion $I_{s,k} = J_k$, and its confidence is $\mathbf{P}_{s,k} = 1 - (\prod_{i=s}^k (1 - \varepsilon_i(J_i)))$. The accumulated energy consumption from O_s to O_k is $E_{s,k} = \sum_{i=s}^k e_i$, here e_i is the energy cost of sensors for observation O_i . If the candidate identity conclusion is output after the action T_k , then the delay of the conclusion is $\mathbf{d}_k = k - s$ (action). We notice that there is a positive correlation between the delay and the energy cost, and both of them are preferred to be small. Therefore, we propose $U_k = \mathbf{P}_{s,k}/E_{s,k}$ as the utility at the action T_k , which indicates a tradeoff among accuracy, energy and delay. Then, deciding the time to stop observation can be solved as an Optimal Stopping problem, where after which touch action T_t to stop observation so that the utility is maximized and the conclusion confidence is guaranteed above \mathbf{P}_θ . We assume $R(U_t | \mathbf{P}_{s,t} > \mathbf{P}_\theta)$ as the expected maximum utility could be achieved by the following observation with a confidence constraint \mathbf{P}_θ , which is:

$$R(U_t | \mathbf{P}_{s,t} > \mathbf{P}_\theta) = \max\{R(\frac{\mathbf{P}_{s,t}}{E_{s,t}} | \mathbf{P}_{s,t} > \mathbf{P}_\theta), R(\frac{\mathbf{P}_{s,t+1}}{E_{s,t+1}} | \mathbf{P}_{s,t+1} > \mathbf{P}_\theta)\}.$$

Here, $\mathbf{P}_{s,t+1}$ is the accumulated confidence by current con-

fidence $\mathbf{P}_{s,t}$ and the expected confidence $\bar{\varepsilon}$ of SVM using (1). $E_{s,t+1} = E_{s,t} + \bar{e}$, here \bar{e} is the expected energy cost for each observation. Both $\bar{\varepsilon}$ and \bar{e} can be obtained by the historical observations. Once a stop timing T_t is detected, the observation will be terminated, and a identification conclusion $I_{s,t}$ with confidence $\mathbf{P}_{s,t} > \mathbf{P}_\theta$ will be output for the privacy protection setting.

When the observation is stopped after the action T_t , the framework need to decide when to restart the observation. As we mentioned, a switch to sensitive app will trigger the observation. When the app is nonsensitive, we estimate the current user for action T_j based on the recent conclusion I_t . Intuitively, if $j-t$ is small enough, then with a high probability, the current user's identity is still consistent with I_t ; as time goes by, the confidence of the identification I_t will decrease. In this work, we use the recent social state of the owner, which decides the confidence decrease rate, to estimate the current user. When the confidence of estimation fall out of a lower bound \mathbf{P}_φ , the observation will be started. Formally, the framework learns the transfer model between guest and owner from the recent historical conclusions. The model includes two probabilities Q_{o2g} and Q_{g2o} , which represent the transfer probability from *owner* to *guest* and *guest* to *owner* respectively. When the observation is stopped, the identification for touch T_j is consistent with the most recent conclusion I_t , with a confidence $\mathbf{P}_j = \mathbf{P}_{j-1} \cdot (1 - Q_{o2g}) + (1 - \mathbf{P}_{j-1}) \cdot Q_{g2o}$, if I_t is owner; or $\mathbf{P}_j = \mathbf{P}_{j-1} \cdot (1 - Q_{g2o}) + (1 - \mathbf{P}_{j-1}) \cdot Q_{o2g}$, if I_t is guest. Once $\mathbf{P}_j < \mathbf{P}_\varphi$, the observation will be started, and a new round of optimal stopping is initiated.

Our online decision strategy achieves a tradeoff among accuracy, energy and delay with a confidence guarantee. Meanwhile an adaptive observation frequency is yielded according to the owner's social habit.

III. BEHAVIORAL BIOMETRIC EXTRACTION

Accurate behavioral biometric of the user is the core for correct identification. Among the multi-dimension features, the pure touch features (coordinate, pressure and duration) are relatively easy to obtain via system API. The challenge comes from how to capture the essence of the device reactions to each user's different actions, and the essence of a user's motion, *e.g.* walking, using the noisy sensory values.

A. Device Reaction to Touch Action

We use the onboard sensors to explore the device reaction to the three types of touch gestures.

We start the analysis from the features caused by tapping. When tapping event happens, the tapping coordinate, timestamp and duration could be obtained from system API. Meantime, the device accelerations along three device axes (X,Y,Z) are captured by the accelerometer. In order to measure the amplitude of vibration while tapping, we use the $F_{tap} = \sqrt{LA_x^2 + LA_y^2 + LA_z^2}$ to represent the summation of acceleration vector in the space. LA_x , LA_y , LA_z indicate the linear acceleration in the device system. Another valuable reaction feature is the vector of angular velocity obtained from the gyroscope, denoted by $AV_{tap} = \sqrt{AV_x^2 + AV_y^2 + AV_z^2}$. This feature represents the position variation of the device in the space when touched by a user.

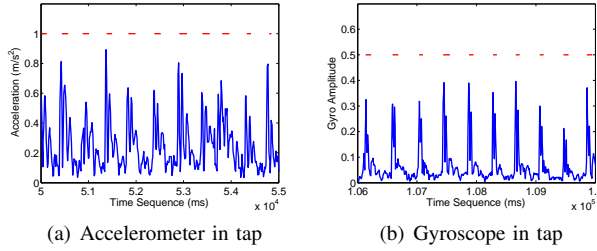


Fig. 2. The reaction of the device when tapped.

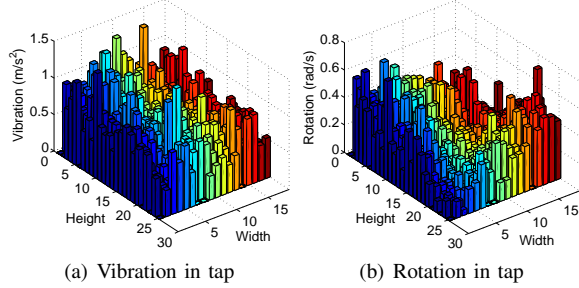


Fig. 3. The distribution of both vibration and rotation on touchscreen under a given holding gesture.

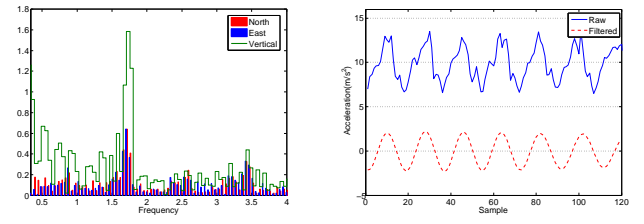
Figure 2 illustrates the reaction of the mobile device when tapping event occurs while the user is sitting still. In both sub-figures, the red line segments represents the occurrences of tapping, and the length of each segment corresponds to the duration of the tap event. Tapping on the screen will cause jumping on the sensory data. However, the sensory data contains noises and errors, because the user cannot hold the device in absolutely still. Therefore, to eliminate such noise, we calculate the mean perturbation of acceleration and rotation as features for each tapping event.

We conduct a long period experiments to measure the vibration and rotation of the device with various touch coordinates. We separate the touch screen into 25×15 small grids and calculate the mean vibration and mean rotation caused by tapping from each user for each grid-cell. Figure 3 shows the statistic device reactions from one of the users, who used to hold the lower part of the device by left hand, *i.e.* the supporting point is near the left bottom, and taps the device by right index finger. The experiments results show some interesting observations: (1) the amplitude of vibration and rotation depend on how the user holds the device. the farther the coordinate from the holding point, the larger the vibration and rotation will be; (2) the changing trend of the vibration is obvious, leading to the possible holding position (which is also a behavior biometrics).

B. Motion Analysis

We also investigate the device reaction to fling and scrolling and compare the reactions to the three gestures. The results show that, reactions to both fling and scrolling are different from that to tapping, especially the amplitude. Besides, both fling and scrolling do not drive the device to rotate in a large extent.

So far, we mainly consider the condition that the user is motionless or relatively still while the touch action. In practice, a user may use the device while walking, the amplitude of the acceleration cause by walking is much larger than that from touch, which makes it infeasible to extract the touch reaction



(a) The FFT result of 4 step acceleration in the ECS. (b) The raw vertical acceleration and filtered acceleration.

Fig. 4. The frequency feature of acceleration in the earth coordinate system (ECS) while walking.

feature in this case. To address this challenge, we design a series of methods to extract the biometric walking feature for identify users in motion.

For the dynamic scenario, we analyze the motion features when the user uses the phone while walking, and combine the walking features with the interacting features (coordinate, duration and pressure) to construct the behavioral biometrics for identifying user in motion.

To accurately capture the walking features of different users, three steps are conducted in our method. Firstly, considering a user could hold the phone in any attitude, we convert the raw acceleration vector in phone coordinate system (X,Y,Z axis) into the earth coordinate system (north, east, gravity) in real time. Let the vector in the earth coordinate is $EA = \{EA_x, EA_y, EA_z\}$. There are a lot of walking independent noise in the acceleration, which will greatly confuse the walking feature detection. We analyze the acceleration while walking in the frequency domain, Figure 4(a) shows that, the energy mainly locates around 2Hz, which is the user's walking frequency. The energy in other frequency comes from noise. To extract the pure walking acceleration, secondly, we filter EA with a band pass filter to generate EA' . Then we get the vertical acceleration $EA_v = EA'_z$ in the gravity orientation and horizontal acceleration $EA_h = \sqrt{EA_x'^2 + EA_y'^2}$. Figure 4(b) shows the filtered vertical acceleration. A simple step detection algorithm can be performed on the filtered vertical acceleration in real time.

C. Identification in Static Scenario

Thirdly, we extract the walking feature from the processed acceleration data. The vertical displacement of a walker is directly correlated to his/her stride length and height, hence it is an important feature. Besides, the step frequency and horizontal acceleration pattern also vary with different users. To sum up, we extract four features of walking from EA_v and EA_h : (1) Vertical displacement of each step by double integration of EA_v ; (2) Current step frequency, calculated by the duration of each step; (3) Mean horizontal acceleration for each step; (4) Standard deviation of EA_v for each step.

IV. PERFORMANCE EVALUATION

We implemented *SilentSense* on Android phone as a service running background. This service obtains the current app and touch events from system API, and captures sensory data from accelerometer and gyroscope. We evaluate performance of *SilentSense* in different phases in both static and dynamic scenarios. Android based HTC EVO 3D and Samsung Galaxy

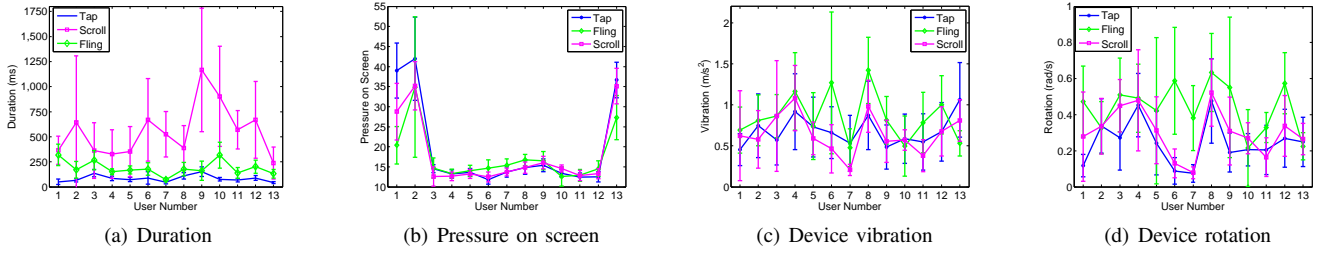


Fig. 5. Touch event features for different users.

S3 are employed in our experiments. We have 100 volunteers, and we choose 10 of them are the smartphone owners, and the rest 90 are guest users. Each owner are deployed one of the Android phone and required to use at least one day. And all the data stored in the smartphone is erased before deployment. Several types of apps are considered sensitive in our experiments: message, mail, album, contacts and social networking apps. We divide touch actions into three categories by gestures, including tap, scroll and fling. In practice, the touch gestures are not limited to the three principle gestures, and there may be long press, double touch, pinch open, *etc.*. But the fraction of such complex gesture is less than 5% for daily usage. As a result, we neglect other gestures in this experiments. More than 50 actions of each gestures from each guest user are collected. For each owner, thousands of actions of each gestures are collected.

A. Identification in Static Scenario

First, we explore the uniqueness of the behavior biometric in the static scenario. With more than 100 actions for each user, we analyse the key features of users extracted from both the touching behavior and reaction of smartphone. The analysis shows that there exist big diversity of each interacting feature among different users's. The diversity mainly comes from the habits and biometric features of users, and the combination of multiple features provide unique user features. For example, the mean duration of scrolls gesture of 100 users varies from 200 ms to 1200 ms, and the touch pressure varies from level 2 to level 40. Figure 5 shows 13 randomly selected users' interacting features of three types of gestures and present the diversity explicitly.

Then we evaluate the performance of identification by three types of gestures, tap, scroll, and fling. The main difference between scroll and fling is the moving speed and distance of the finger. Fling is much faster while the distance of scroll is longer. In *SilentSense*, observations and identification are made based on the three touch gestures. Figure 6 presents the false acceptance ratio (FAR), and false rejection ratio (FRR) of identification conclusion by different gestures with different number of observations. Here the FAR is defined as the ratio of the number of identifications misjudge a guest as an owner over the total number of guest actions; and FRR is defined as the ratio of the number of identifications misjudge the owner as a guest over the total number of owner actions. The results of 100 users show that, as illustrated in Figure 6(a), the mean FAR of identification by one observation of tap is 22%, by one fling action is 9%, by one scroll action is 23%. The FAR is reduced to below 1% after observing about 3 fling actions and with about 13 observations the FAR achieves 0 for all three gestures. Surprisingly, Figure 6(b) shows that FRR almost achieves 0 with only 2 observations for each gesture. The experiments

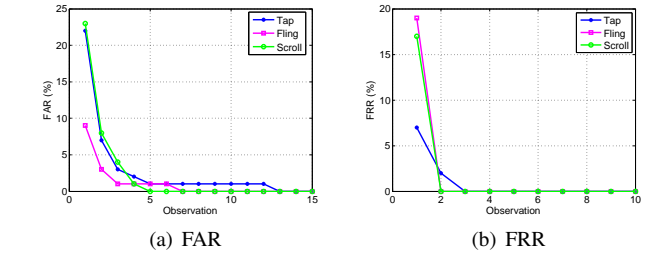


Fig. 6. FAR and FRR by different actions and numbers of actions observed.

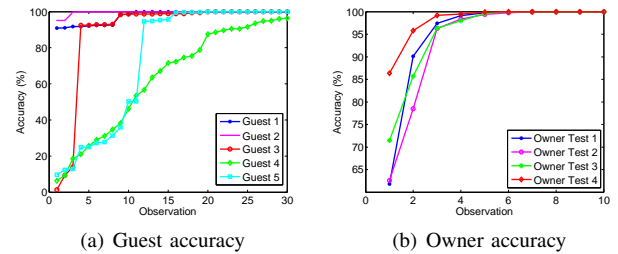


Fig. 7. Identification based on sequence of random gestures.

result show great discrimination of three gestures based on multiple features extracted by *SilentSense*.

Now, we evaluate the performance of *SilentSense* in a more general scenario, with 100 users interacting with smartphones freely as their daily usages, *i.e.*, the action sequences are random combinations of three types of gestures. Initially, the smartphone does not have any guests' behavior data, the framework could only identify the current user by *one-class SVM* model. Our experiments show that the initial accuracy is only 72.36% with one observation and the FAR is 24.99%. However, when a *two-class SVM* model is trained with increasing amount of guest data, *SilentSense* reach high accuracy of identification with a small amount of observations. Since the amount of training behavior data for the guest user is much smaller than that of the owner's data set, our experiments show that it is much faster to achieve a high accuracy for identifying the owner than identifying the guest. Even so, the framework could reach over a 80% accuracy within 10 observations for identifying a guest. Figure 7(a) takes the results from five random selected guests and plots how soon the framework could identify the guest. Similarly, as shown in Figure 7(b), the owner will be identified with in 6 observations. Overall, in a general scenario, with only one observation, the FAR and FRR are about 20%. But, with about 12 observations of various actions, the FAR and FRR are both reduced to nearly 0, meaning that there is no incorrect identification.

B. Identification in Dynamic Scenario

In this part, users interact with smartphone while walking. Recall that, the vibration and rotation reaction features caused

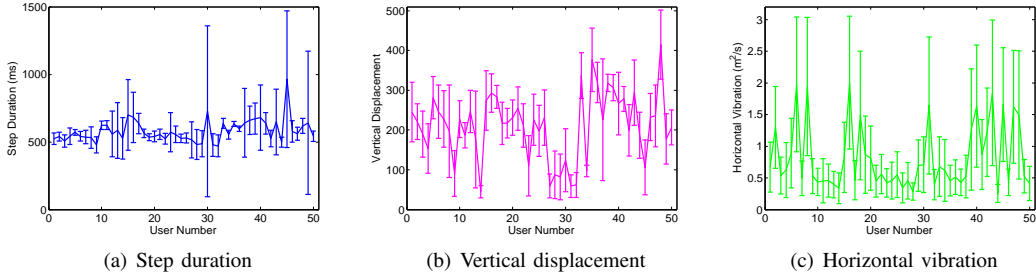


Fig. 8. Walking features for different users.

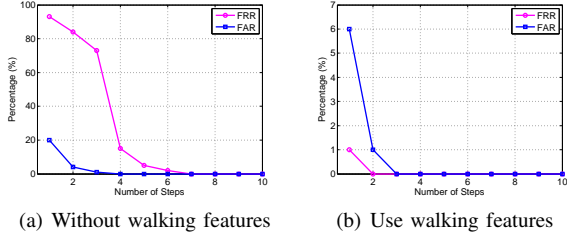


Fig. 9. FAR and FRR by different number of steps observed.

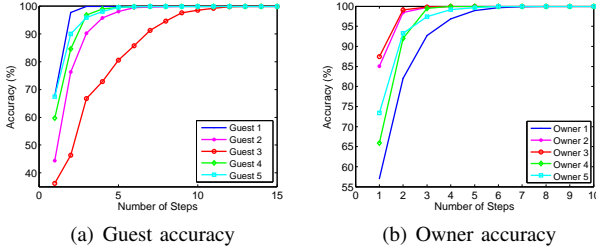


Fig. 10. Identification based on walking feature.

by touch are no longer feasible due to the large movement caused by walking. In this case, if only touch features (coordinate, pressure and duration) are used, as shown in Figure 9(a), although the FAR reduces to 0% after only 2 steps, the FRR is high as 18% even after 4 steps. In the dynamic scenario, we extract 4 walking features, including vertical displacement, step duration, mean and standard deviation of the horizontal acceleration, from the filtered accelerations. First, we explore the discriminative of walking features. As shown in Figure 8, the walking pattern varies greatly for different users, which give us an opportunity to identify the walking user rapidly. So, we combined the walking features with touch features to establish the SVM model for dynamic scenario. To evaluate the identification performance of *SilentSense* in dynamic scenario, 50 volunteers are required to use phones while they are waking freely. We presents the FAR and FRR of identification results in Figure 9(b). Our experiments show that the FAR and FRR reduce to 0 after only about 3 steps. Considering the different amount of training data, Figure 10 presents the achieved identification accuracy for randomly selected owners and guests separately. After 12 steps, the accuracy to identify a guest can achieve 100%, and after 7 steps, the accuracy to identify the owner can achieve 100%.

C. Online Decision

Using the historical observations, the probability Q_{o2g} the owner shares the phone with a guest can be learned. Based on the our online decision strategy, the framework dynamically starts or stops observation, while keep a confidence about the current user's identity. In the experiments, three users

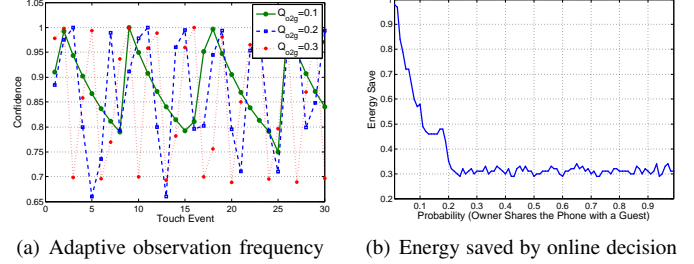


Fig. 11. Online decision performance.

use phones with different phone share frequencies. We set the confidence for a conclusion $P_{\theta} = 0.98$, and the acceptable estimation confidence $P_{\varphi} = 0.8$. Figure 11(a) presents the confidence changing with observations. During the rising edges, the observation has been started, while during the falling edges, the observation has been stopped. The result shows that our online decision mechanism can successfully identify the user with averaged 2.26 actions delay with a 98% accuracy guarantee when 57% time the sensors are off for an owner who has 10% probability to share the phone. Figure 11(a) also presents adaptive observation frequencies yielded by our online decision strategy according to the owner's sociability. While the observation stopped, motion sensors are off and no extra energy is cost by *SilentSense*. Figure 11(b) illustrate the energy saved by the online decision strategy for different Q_{o2g} . When the owner rarely shares the phone, more than 90% energy can be saved; while the owner share his/her phone frequently, the energy saving decreases and a relatively high observation frequency is necessary.

V. RELATED WORKS

In this section, we review related works on user identification by smartphones. There are two categories of biometrics for identification users: physiological (such as fingerprints, facial features) and behavioral biometrics (such as speaking, typing, walking). Physiological biometrics usually requires special recognition devices. Some physiological biometrics, like face and voice can be detected by smartphones, but usually cost expensive computation and energy cost and have a high error rate. For example, in [15], the (equal error rates) EER for face recognition is around 28% and for voice is around 5%. Keystroke is a popular behavioral biometric. [16] presented a survey on the large body of literature on authentication with keystroke dynamics. Researchers also propose authentication token based mechanisms to identify legal users, e.g., wireless token [17]. However, they require additional hardware and are not convenient for daily smartphone usage. On the smart phones with touch screens, PINs, pass-phrases, and secret drawn gestures are the commonly used authentication methods [18]. Such approaches are easily deployed with off-the-

shelf smartphones, but they are vulnerable to shoulder surfing, smudge and other attacks. Recently, there is a growing body of work that use the features of touch behavior to verify users.

Several existing approaches have used the touch behavior biometrics for various security purposes. [19] proposes a password application, by which the user draw a stroke on the touch screen as a input password. Pressure, coordinates, size, speed and time of the stoke are used to identify valid user. Overall accuracy of this work is 77% with a 19% FRR and 21% FAR. [11] uses four features (acceleration, pressure, size, and time) to distinguish the true owner and impostor to enhance the security of passcode. Its identification system achieves 3.65% EER. A user enters a password by tapping several times on a touch surface with one or more fingers. PassChord failed to authenticate for 16.3% of the time. There are some other work addressing the user identification issue with touch features, *e.g.*, [20].As we see, with pure touch data, there may be a high error rate. Furthermore, the above work verify users in an explicit way, which works similar as inputting a pincode and are inconvenient for device share or multi-user scenarios. Itus [21], [22] is the latest framework for Android which allows other researchers to improve implicit authentication schemes.

Recently, there are some work address the user identification with behavior biometrics in continuous or implicit manner. In those work, identification services run in background and identify the current user in real time. For example, [23] continuously authenticates users based on 30 behavioral features, including touch features and motion sensor features. In this work, the EER is approximately 13% with a single stroke and converges to a range between 2% and 3% with 11 to 12 strokes. SenGuard [24] combines motion, voice, location history and multi-touch data to identify users of smartphone, whose average error rate is 3.6%. FAST [25] uses a special digital sensor glove to achieve highly accurate continuous identification. [26] distinguishes different users based on their gait, and the rhythmical body movements of human beings as they walk. Those work use special devices or motion sensors to enrich the identification features to improve the poor accuracy with pure touch information. But they ignore the scenario that the user uses mobile phone while in motion.

VI. CONCLUSION

In this paper, we present *SilentSense*, a framework to verify whether the current user is legitimate owner of the smartphone based on the behavioral biometrics, including touch behaviors and walking patterns. We establish a model and a novel method to silently verify the user with high confidence: the false acceptance rate (FAR) and false rejection rate (FRR) could be as low as $< 1\%$ after only collecting about 10 actions. We have found that a user's touch signatures if used in conjunction with the walking patterns will achieve significant low error rates for user identification in a completely non-intrusive and privacy preserving fashion.

REFERENCES

[1] C. Bo, G. Shen, J. Liu, L. Xiang-Yang, et al., "Privacy.tag: Privacy concern expressed and respected," in *ACM SenSys*, 2014.
 [2] T. Vu, A. Baid, S. Gao, M. Gruteser, R. Howard, J. Lindqvist, P. Spasojevic, and J. Walling, "Distinguishing users with capacitive touch communication," in *ACM MobiCom*, 2012, pp. 197–208.

[3] L. Zhang, X. Li, W. Huang, K. Liu, S. Zong, X. Jian, P. Feng, T. Jung, and Y. Liu, "It starts with igaze: Visual attention driven networking with smart glasses," in *ACM MobiCom*, 2014, pp. 91–102.
 [4] A. Karlson, A. Brush, and S. Schechter, "Can i borrow your phone?: understanding concerns when sharing mobile phones," in *ACM CHI*, 2009, pp. 1647–1650.
 [5] T. Jung, X. Mao, X.-Y. Li, S.-J. Tang, W. Gong, and L. Zhang, "Privacy-preserving data aggregation without secure channel: Multivariate polynomial evaluation," in *IEEE INFOCOM*, 2013.
 [6] T. Jung, X.-Y. Li, Z. Wan, and M. Wan, "Privacy preserving cloud data access with multi-authorities," in *IEEE INFOCOM*, 2013.
 [7] Visidon applock, <http://www.visidon.fi/en/Home>.
 [8] C. Bo, X. Jian, X.-Y. Li, X. Mao, Y. Wang, and F. Li, "You're driving and texting: detecting drivers using personal smart phones by leveraging inertial sensors," in *ACM MobiCom*, 2013, pp. 199–202.
 [9] E. Miluzzo, A. Varshavsky, S. Balakrishnan, and R. R. Choudhury, "Tapprints: your finger taps have fingerprints," in *ACM MobiSys*, 2012.
 [10] L. Cai, S. Machiraju, and H. Chen, "Defending against sensor-sniffing attacks on mobile phones," in *ACM MobiHeld*, 2009, pp. 31–36.
 [11] N. Zheng, K. Bai, H. Huang, and H. Wang, "You are how you touch: User verification on smartphones via tapping behaviors," Tech. Rep. WM-CS-2012-06, 2012.
 [12] M. Shahzad, A. X. Liu, and A. Samuel, "Secure unlocking of mobile touch screen devices by simple gestures: you can see it but you can not do it," in *ACM MobiCom*, 2013, pp. 39–50.
 [13] C. Bo, L. Zhang, X.-Y. Li, Q. Huang, and Y. Wang, "Silentsense: silent user identification via touch and movement behavioral biometrics," in *ACM MobiCom*, Poster, 2013, pp. 187–190.
 [14] Z. Xu, K. Bai, and S. Zhu, "Taplogger: Inferring user inputs on smartphone touchscreens using on-board motion sensors," in *ACM WiSec*, 2012, pp. 113–124.
 [15] J. Koreman, A. Morris, D. Wu, et al., "Multi-modal biometric authentication on the securephone PDA," in *MMUA*, 2006.
 [16] R. Joyce and G. Gupta, "Identity authentication based on keystroke latencies," *Communications of the ACM*, 1990.
 [17] A. J. Nicholson, M. D. Corner, and B. D. Noble, "Mobile device security using transient authentication," *IEEE TMC*, vol. 5, no. 11, pp. 1489–1502, 2006.
 [18] P. Dunphy, A. P. Heiner, and N. Asokan, "A closer look at recognition-based graphical passwords on mobile devices," in *SOUPS*, 2010, p. 3.
 [19] A. De Luca, A. Hang, F. Brudy, C. Lindner, and H. Hussmann, "Touch me once and i know it's you!: implicit authentication based on touch screen patterns," in *ACM CHI*, 2012, pp. 987–996.
 [20] H. Seo, E. Kim, et al., "A novel biometric identification based on a users input pattern analysis for intelligent mobile devices," *IJARS* 2012.
 [21] H. Khan, A. Atwater, and U. Hengartner, "Itus: an implicit authentication framework for android," in *ACM MobiCom*, 2014, pp. 507–518.
 [22] H. Khan and U. Hengartner, "Towards application-centric implicit authentication on smartphones," in *ACM HotMobile*, 2014, p. 10.
 [23] M. Frank, R. Biedert, E. Ma, I. Martinovic, and D. Song, "Touchalytics: On the applicability of touchscreen input as a behavioral biometric for continuous authentication," *IEEE TIFS*, 2013.
 [24] W. Shi, J. Yang, Y. Jiang, F. Yang, and Y. Xiong, "Senguard: Passive user identification on smartphones using multiple sensors," in *IEEE WiMob*, 2011, pp. 141–148.
 [25] T. Feng, Z. Liu, K.-A. Kwon, W. Shi, B. Carburnar, Y. Jiang, and N. Nguyen, "Continuous mobile authentication using touchscreen gestures," in *IEEE HST*, 2012, pp. 451–456.
 [26] M. Boyle, A. Klausner, D. Starobinski, A. Trachtenberg, and H. Wu, "Poster: Gait-based smartphone user identification," in *ACM MobiSys*, 2011, pp. 395–396.