

0117401: Operating System 计算机原理与设计

Chapter 11: File system interface(文件系统接口)

陈香兰

xlanchen@ustc.edu.cn

<http://staff.ustc.edu.cn/~xlanchen>

Computer Application Laboratory, CS, USTC @ Hefei
Embedded System Laboratory, CS, USTC @ Suzhou

May 10, 2017

温馨提示：

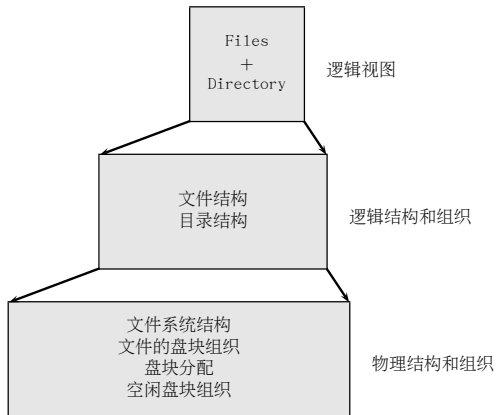


为了您和他人的工作学习，
请在课堂上**关机或静音**。

不要在课堂上接打电话。

提纲

- 1 File Concept
- 2 Access Methods (访问方式)
- 3 Directory Structure (目录结构)
- 4 File System Mounting (文件系统挂载)
- 5 File sharing (文件共享)
- 6 Protection
- 7 小结和作业



Chapter Objectives

- To explain the function of file systems
- To describe the interfaces to file systems
- To discuss file-system design tradeoffs, including access methods, file sharing, file locking, and directory structures
- To explore file-system protection

1 File Concept

File Concept

- OS provides a uniform logical view of information storage despite the various storage media (nonvolatile).
- A file is a logical storage unit.
 - A file is a named collection of related information that is recorded on secondary storage.
 - Types:
 - Data: numeric; character; binary
 - Program
 - In general, a file is a sequence of bits, bytes, lines, or records.
 - The meaning is defined by the file's creator and user.
 - A file has a certain defined structure, which depends on its type.
 - Example: text files, source files, object files, executable files
 - Contiguous logical address space

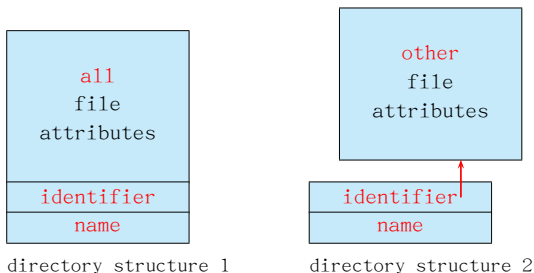
- File concept
 - ① File attributes
 - ② File operations
 - ③ File types
 - ④ File structures
 - ⑤ Internal file structure

1. File Attributes (文件属性)

- A file's attributes vary from one OS to another but typically consist of these:
 - **Name** — The only information kept in **human-readable** form
 - A name is usually a string of characters, such as “example.c”
 - Uppercase vs. lowercase: care or not care
 - **Identifier** — Unique tag, usually a number, identifies file within FS
 - The **non-human-readable** name for the file
 - **Type** — Needed for systems that support different types
 - **Location** — A pointer to **file location on device**
 - **Size** — Current file size; may also include MAX size
 - **Protection** — Access-control (访问控制) information: who can do reading, writing, executing
 - **Time, date, and user identification** — Data for protection, security, and usage monitoring

1. File Attributes (文件属性)

- Information about files are kept in the **directory** structure, which is also maintained on the secondary storage



- Typically, a directory entry only **consists of the file's name and its unique identifier**.
The identifier in turn locates the other file attributes.

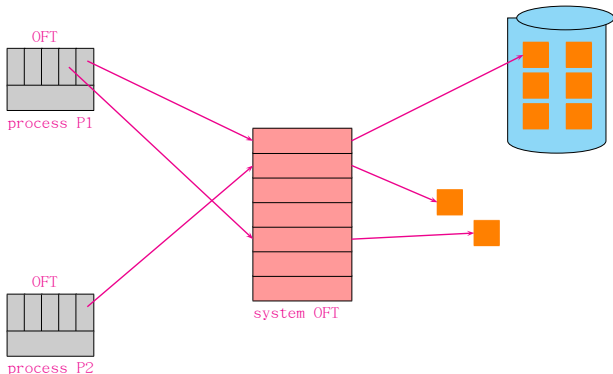
2. File Operations (文件操作)

- File is an **abstract data type**. OS provides the 6 **basic** system calls
 - ① **Create** : allocate space + create an directory entry
 - ② **Write** : write pointer
 - ③ **Read** : read pointer
 - ④ **Reposition within file** : also known as **seek**
 - ⑤ **Delete** : release space + erase the directory entry
 - ⑥ **Truncate** : file len=0; release space; all other attributes remain unchanged
- others:
 - For **file** : append, rename
 - For file **attribute**: chown, chmod, ...
 - For **directory & directory entries**:
 - Open(F_i)— search the directory structure on disk for entry F_i , and move the content of entry to memory
 - Close(F_i)— move the content of entry F_i in memory to directory structure on disk

2. File Operations (文件操作)

● Open Files & Open-File Table

- **Open-file table**, OFT: a small table containing information about all open files
- Several processes may open the same file at the same time
⇒ **2-levels**: a **per-process table** & a **system-wide table** with process-independent information



2. File Operations (文件操作)

• Open Files & Open-File Table

- Several pieces of data are needed to manage open files:
 - **File pointer:** pointer to last read/write location, process-dependent
 - **File-open count:** counter of number of times a file is open — to allow removal of data from open-file table when last processes closes it
 - **Disk location of the file:** the information needed to locate the file on disk, always is kept in memory
 - **Access rights:** per-process access mode information

2. File Operations (文件操作)

- **Open file locking:** Provided by some OSes and FSes
 - allow one process to lock a file and prevent other processes from gaining access to it
 - functionality is similar to reader-writer locks
 - OS- or FS-dependent
- ① **Mandatory:** for example, Windows OSes, or
 - access is denied depending on locks held and requested;
 - OS ensures locking integrity
- ② **Advisory:** for example, UNIX
 - processes can find status of locks and decide what to do
 - up to software developers

3. File Types — Name, Extension

file type	usual extension	function
executable	exe, com, bin or none	ready-to-run machine-language program
object	obj, o	compiled, machine language, not linked
source code	c, cc, java, pas, asm, a	source code in various languages
batch	bat, sh	commands to the command interpreter
text	txt, doc	textual data, documents
work processor	wp, tex, rtf, doc	various word-processor formats
library	lib, a, so, dll	libraries of routines for programmers
print or view	ps, pdf, jpg	ASCII or binary file in a format for printing or viewing
archive	arc, zip, tar	related files grouped into one, sometimes compressed, for archiving/storage
multimedia	mpeg, mov, rm, mp3, avi	binary file containing audio or A/V information

4. File Structure

- Sometimes, file types can indicate the internal structure of file
- **File structures**(文件结构)(逻辑上)
 - **None** - sequence of words, bytes
 - **Simple** record structure
 - Lines
 - Fixed length;
 - Variable length
 - **Complex** Structures
 - Formatted document
 - Relocatable load file
- Can simulate last two with first method

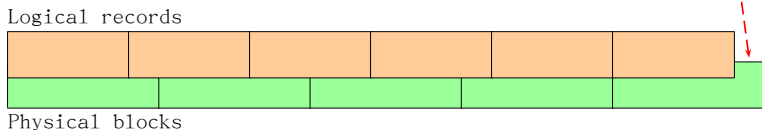
4. File Structure

- **System-supported file structures**

- Most modern OSes support a minimal number of file structures directly
 - Example: UNIX sees every file as a sequence of 8-bit bytes
- Benefits:
 - Applications have more flexibility
 - Simplifies the OS

5. Internal file structure

- How to locate an offset within a file?
 - Logical file (record) (vary in length)
→ Physical block (fixed size)
- **Solution: Packing** — packing a number of logical records into physical blocks.
 - Pack & unpack: convert between logical records and physical blocks
 - Internal fragmentation will occur



2 Access Methods (访问方式)

Access Methods (访问方式)

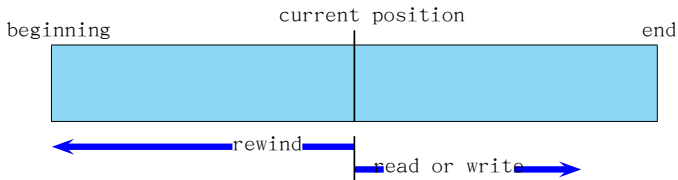
- Files store information. When it is used, this information must be accessed and read into computer memory
- On a logical perspective of users, access a file of records
 - ① Sequential Access (顺序访问方式)
 - ② Direct Access (直接访问方式)
 - ③ Indexed Access (索引访问方式)

1. Sequential Access (顺序访问方式)

- **Sequential Access (顺序访问方式)**: the simplest access method.

Information in the file is processed **in order**, one record after the other.

- This is a most common access mode.
For example: editors, compilers
- A **tape** model of file
- File operations & the effect on file pointer
 - read/write next
 - reset
 - rewind/forward n



2. Direct Access (直接访问方式)

● Direct Access (直接访问方式)

Information in the file is processed in **no particular order**.

- File is made up of a numbered sequence of **fixed-length logical records**

- A **disk** model of a file, allow **random** access, immediate access

For example: databases, or an airline-reservation system

- Can move quickly to any record location by supplying a **relative** record number (n)

- **Read n & Write n.**

File pointer = $L * n$, $0 \leq n \leq N$, where N is the last record number, L is the fixed length of each record.

- **= Position n & read/write next.** for example:

```
seek(20);           // move to rec. 20
seek(-1);          // move to rec. 19
read();
```

2. Direct Access (直接访问方式)

- Simulation of sequential access on a direct-access file

sequential access	implementation for direct access
reset	cp=0;
read next	read cp; cp=cp+1;
write next	write cp; cp=cp+1;

- How can we get n?
If the record is with variable length, then ?

3. Indexed Access (索引访问方式)

- To improve search time and reduce I/O
 1. **Make an index file** for the file, which contains pointers to various records
 2. **Search the index file first,**
 3. and then use the pointer to access the file directly and to find the desired record.

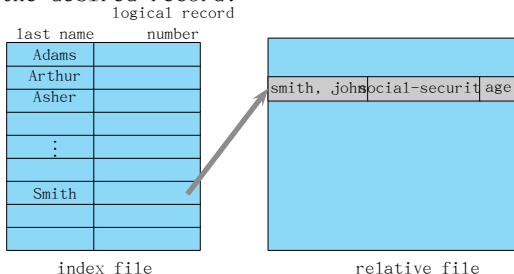


Figure: Example of index and relative files

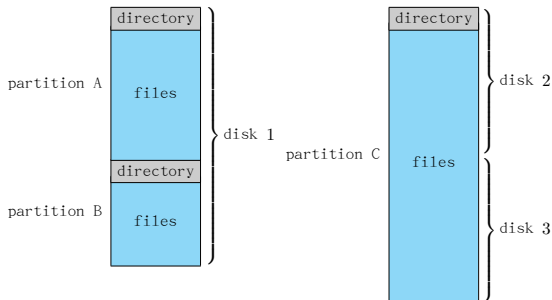
- With **large files**, the index file itself may become too large to be kept in memory ⇒ **Multi-level index table**

3 Directory Structure (目录结构)

A Typical File-system Organization

- **Partition** (mini-disks, volumes)

- 1 One disk
- 2 Part of a disk: provide separate logical spaces on one disk
- 3 N disks: group several disks into a single logical space



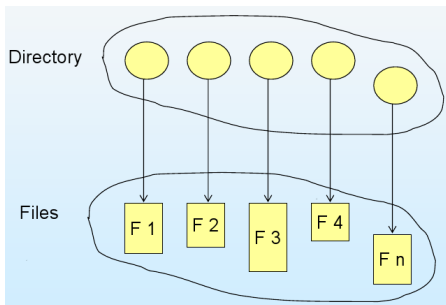
- **Partition = files + directories**

- **Directory:** holds file information (name, location, size, type, ...) for all files in that partition

Directory Overview

- **Directory:**

A collection of nodes containing information about all files



- Directory + files: **all reside on disk**
- Backups of these two structures are kept on tapes

• Information in a directory entry

• File attributes

- Name
- Type
- Address
- Current length
- Maximum length
- Date last accessed (for archival)
- Date last updated (for dump)
- Owner ID (who pays)
- Protection information

In DOS

- **Directory entry**
= **FCB** (file control block)
- 32 bytes each
- May cost many I/O operations to search for an entry

In UNIX

- **Inode**: Store most of file attributes
- **Directory entry**
= file name + a pointer to the inode
- 16 bytes each

• Operations performed on directory

- **Search** for a file ⇒
 - **Create** a file ⇒
 - **Delete** a file ⇒
 - **List** a directory ⇒
 - **Rename** a file
 - **Traverse** the file system
- Search in the table for an entry
 - Insert an entry
 - Delete an entry
 - Modify an entry
 - ...

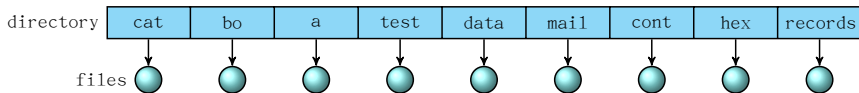
- **Organize the directory (logically) to obtain**
 - 1 **Efficiency** — locating a file quickly
 - 2 **Naming** — convenient to users
 - Two users can have same name for different files
 - The same file can have several different names
 - 3 **Grouping** — human convention
 - logical grouping of files by properties, (e.g., all Java programs, all games, ...)

Directory Structures (目录结构)

- ① Single-level directory (单层目录)
- ② Two-level directory (双层目录)
- ③ Tree-structured directory (树型结构目录)
- ④ Acyclic-graph directory (无环图目录)
- ⑤ General-graph directory (通用图目录)

1. Single-Level Directory (单层目录)

- A single directory for all users



- Easy to support and understand.
- But if there are large numbers of files and/or users ...
 - Very low searching speed, $O(N)$
 - Naming problem
 - Small naming space & Name collision
 - MS-DOS: 11 bytes for filename
 - UNIX: 256 bytes
 - protection VS sharing;
 - grouping problem

2. Two-Level Directory (双层目录)

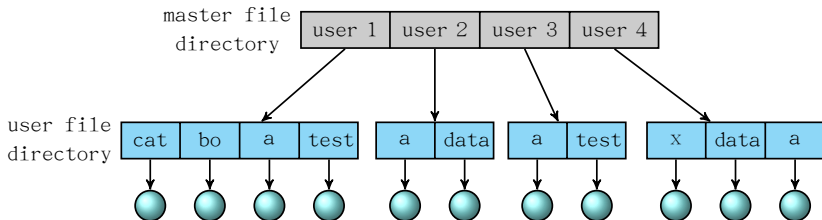
- **Two-Level Directory**: Separate directory for each user

- **1 User File Directory, UFD**

- Each entry owns information for a user's file

- **2 Master file directory, MFD**

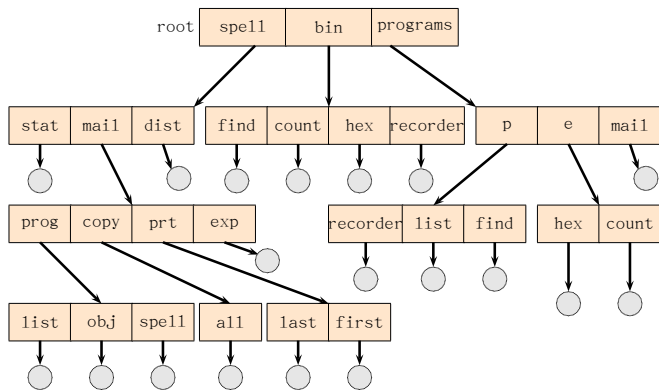
- Each entry contains:
 - (1) User name,
 - (2) A pointer to his UFD



2. Two-Level Directory (双层目录)

- Can have the same file name for different user
- **Efficient searching**
- No grouping capability
- **Easy management**
 - Add/delete a user
- **Security VS. Sharing**
 - MFD, system administrator
 - UFD, isolated from other users
 - Directory tree (seen as an inverted tree) & path name
 - **How to share?** E.g. system-wide files (data, program, ...)
 - copy for each user?
 - **searching path**
- **A UFD may be very large, then ...**

3. Tree-Structured Directories (树型结构目录)



- **Root directory** (根目录) & **directory** (目录) & **subdirectory** (子目录)

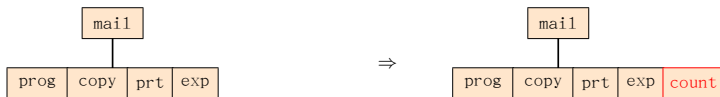
3. Tree-Structured Directories (树型结构目录)

- **Regular file** VS. **subdirectory**
 - Treat a subdirectory like another file
 - Use a special bit in the directory entry to distinguish a file (0) from a subdirectory (1)
- **Current directory** (当前目录) (working/searching directory)
 - Creating a new file is done in current directory.
 - Initial current directory
- **Absolute** vs. **relative** path names (绝对/相对路径名)
 - `/spell/words/rade`
 - `../spell/words/rade`

3. Tree-Structured Directories (树型结构目录)

- Operations

- **Change** current directory: `cd /spell/mail/prog`
- **Delete** a file: `rm <file-name>`
- **List** a dictory: `ls`
- **create** a new directory: `mkdir <dir-name>`
 - Example: if in current directory `/mail`
`mkdir count`



- **Delete** a directory
 - MS-DOS (only empty directory) VS. UNIX (optional)
- ...

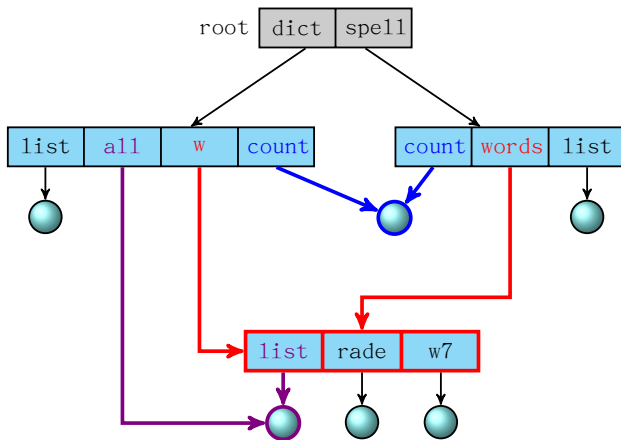
3. Tree-Structured Directories (树型结构目录)

- Efficient searching
- Grouping Capability
- The tree structure
prohibits the sharing of files and directories.

4. Acyclic-Graph Directories (无环图目录)

• Acyclic-Graph Directories

- Have **shared** subdirectories and files, **with no cycles**
- The same file or directory may be in two different directories, having two different names (**aliasing**)



4. Acyclic-Graph Directories (无环图目录)

● Implementation

① Symbolic links (符号链接)

- A special new directory entry (link)
- The **content** of such file is the path name of the real file/directory
- How to traverse a directory contains symbolic links?

② Duplicates directory entries

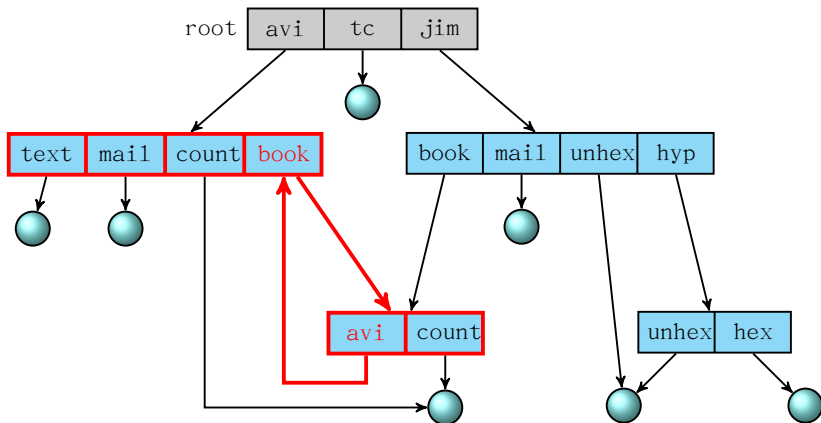
- Hard to maintain consistency

4. Acyclic-Graph Directories (无环图目录)

- **Traversing** problem
 - Different names, actual only one file
 - traverse more than once
- **Deleting** problem
 - If direct deletes list \Rightarrow dangling pointer
 - or preserve the file until all reference to it are deleted
 - **Solutions:**
 - File-reference list
 - Reference count: **hard link** (硬链接) in UNIX
- **How to ensure there are no cycles?**

5. General Graph Directory (通用图目录)

- If we **allow cycles** existed in directory



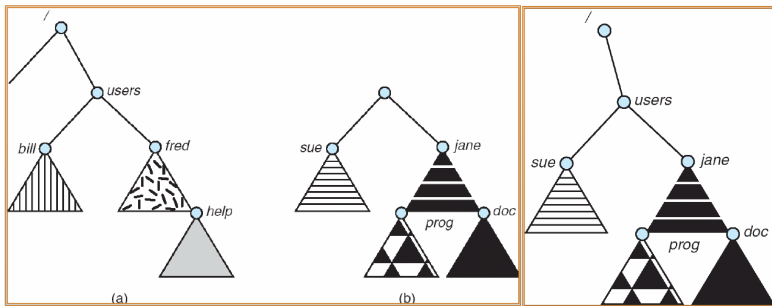
5. General Graph Directory (通用图目录)

- The traversing problem and deleting problem still exists, even more complicatedly
 - Infinite loop
 - limit the access number of a directory while for a search
 - Garbage & garbage collection
- How do we guarantee no cycles?
 - Allow only links to file not subdirectories
 - Every time a new link is added use a cycle detection algorithm to determine whether it is OK

4 File System Mounting (文件系统挂载)

File System Mounting (文件系统挂载)

- A file system must be mounted before it can be accessed
- A unmounted file system is mounted at a **mount point (挂载点)**



(a) Existing.

(b) Unmounted Partition

(c) if using /users as **Mount Point**

5 File sharing (文件共享)

File sharing (文件共享)

- Sharing of files on multi-user systems is **desirable**
- Sharing may be done through a protection scheme
- On distributed systems, files may be shared across a network
- Network File System (NFS) is a common distributed file-sharing method

① Multiple Users share files

- Multiple users \Rightarrow the issues of file sharing, file naming, file protection become preeminent
- The system must control the sharing
 - **allow by default**, OR
 - require a user to **specifically grant access** to the file
- More file and directory attributes are needed
 - **Owner**: User IDs identify users, allowing permissions and protections to be per-user
 - **Group**: Group IDs allow users to be in groups, permitting group access rights

2 Remote File Systems

- Uses **networking** to allow file system access between systems
 - ① Manually via programs like **FTP**
 - ② Automatically, seamlessly using distributed file systems
 - ③ Semi automatically via the world wide web
- **Client-server model** allows clients to mount remote file systems from servers
 - Server can serve multiple clients
 - Client and user-on-client identification is insecure or complicated
 - Example:
 - NFS** is standard UNIX client-server file sharing protocol
 - CIFS** is standard Windows protocol
 - Standard OS file calls are translated into remote calls
- **Distributed Information Systems** (distributed naming services) such as LDAP, DNS, NIS, Active Directory implement unified access to information needed for remote computing

8 Failure Modes

- Remote file systems add **new failure modes**, due to network failure, server failure
- **Recovery** from failure can involve state information about status of each remote request
- Stateless protocols such as NFS include all information in each request, allowing easy recovery but less security

Consistency Semantics

- Consistency semantics specify how multiple users are to access a shared file simultaneously
 - Similar to process synchronization algorithms
 - Tend to be less complex due to disk I/O and network latency (for remote file systems)
 - Andrew File System (AFS) implemented complex remote file sharing semantics
 - Unix file system (UFS) implements:
 - Writes to an open file visible immediately to other users of the same open file
 - Sharing file pointer to allow multiple users to read and write concurrently
 - AFS has session semantics
 - Writes only visible to sessions starting after the file is closed

6 Protection

- Reliability (可靠性)

- Guarding against physical damage
- File systems can be damaged by
 - Hardware problems, power surges or failures, head crashed, dirt, temperature extremes, or Vandalism
- Generally provided by duplicate copies of files (disk→tape, ...)

- Protection (保护, 安全性)

- Guarding against improper access

Protection in multi-user system

- The need to protect files is a direct result of the ability to access files (of other users).
 - ① **Complete protection** with prohibiting access
 - ② **Free access** with no protection
 - ③ **Controlled access.** ✓
- **Controlled access:** limiting the types of file access that can be made
 - Types of access: **Read/Write/Execute/Append/Delete/List**
 - **Higher-level functions** may also be controlled: rename/copy/edit/...
- File owner/creator should be able to control:
 - what can be done? by whom?
- Many protection mechanisms have been proposed.

Access control (访问控制)

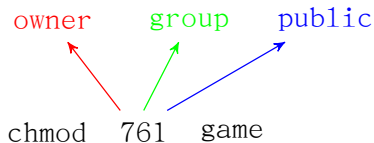
- The most common approach to the protection problem:
ID-dependent access
 - Make access dependent on the ID of the user
- The most general scheme to implement ID-dependent access: **Access control list (访问控制列表, ACL)**
 - Associate with each file and directory an access list.
 - Access list specifies for each listed (allowed) user name and the types of (allowed) access allowed.
 - Stored in each directory entry
 - Length problem
Solution: Three classes of users

a) owner access	7	⇒	R	W	X
			1	1	1
b) group access	6	⇒	R	W	X
			1	1	0
c) public access	1	⇒	R	W	X
			0	0	1

Access control (访问控制)

- About group:

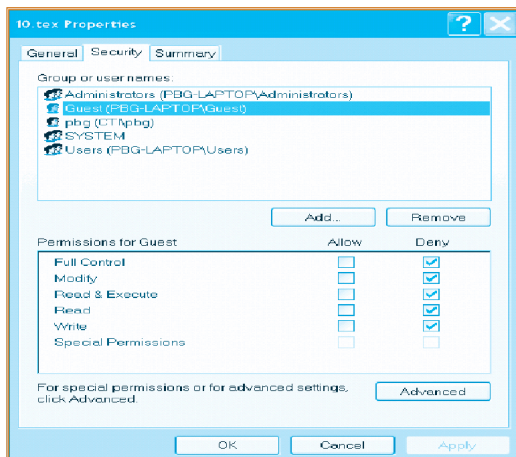
- Ask manager to create a group (unique name), say G, and add some users to the group.
- For a particular file (say game) or subdirectory, define an appropriate access.



- Attach a group to a file

```
chgrp G game
```


Windows XP Access-control List Management



A Sample UNIX Directory Listing

-rw-rw-r--	1	pbg	staff	31200	Sep 3 08:30	intro.ps
drwx-----	5	pbg	staff	512	Jul 8 09:33	private/
drwxrwxr-x	2	pbg	staff	512	Jul 8 09:35	doc/
drwxrwx---	2	pbg	student	512	Aug 3 14:13	student-proj/
-rw-r--r--	1	pbg	staff	9423	Feb 24 2003	program.c
-rwxr-xr-x	1	pbg	staff	20471	Feb 24 2003	program
drwx--x--x	4	pbg	faculty	512	Jul 31 10:31	lib/
drwx-----	3	pbg	staff	1024	Aug 29 06:52	mail/
drwxrwxrwx	3	pbg	staff	512	Jul 8 09:35	test/

7 小结和作业

小结

- 1 File Concept
- 2 Access Methods (访问方式)
- 3 Directory Structure (目录结构)
- 4 File System Mounting (文件系统挂载)
- 5 File sharing (文件共享)
- 6 Protection
- 7 小结和作业

- 1 名词解释：符号链接（symbolic links）和硬链接（hardlinks）
- 2 说明Linux中创建符号链接和硬链接的命令。
请你新建一个文件，然后为这个文件建立1个硬链接。
请问该文件最终有几个硬链接。

谢谢!