

# 0117401: Operating System 操作系统原理与设计

## Chapter 6: Process synchronization

陈香兰

[xlanchen@ustc.edu.cn](mailto:xlanchen@ustc.edu.cn)

<http://staff.ustc.edu.cn/~xlanchen>

Computer Application Laboratory, CS, USTC @ Hefei  
Embedded System Laboratory, CS, USTC @ Suzhou

March 29, 2019

# 温馨提示:



为了您和他人的工作学习,  
请在课堂上**关机或静音**。

**不要**在课堂上接打电话。

# Process Synchronization

## Problem.

- **Shared data** among cooperating processes/threads
  - ▶ Directly: **Shared local address space**
  - ▶ Indirectly: through files or messages
- **Concurrent access** to shared data may result in **data inconsistency**
- **How** to ensure the orderly execution to achieve data consistency

# Outline

- 1 Background
- 2 The Critical-Section Problem (临界区问题)
- 3 Peterson' s Solution
- 4 Synchronization Hardware
  - TestAndSet Instruction
  - Swap Instruction
- 5 Semaphores
- 6 Classical Problems of Synchronization
- 7 Monitors
- 8 Synchronization Examples
- 9 小结和作业

# Outline

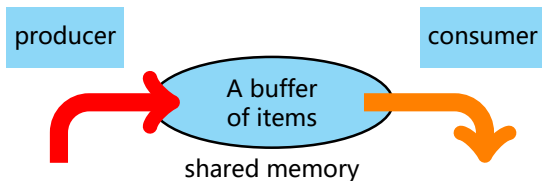
## 1 Background

# Background

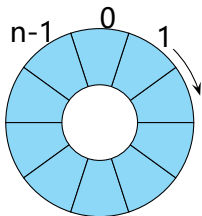
- The processes are **cooperating** with each other **directly or indirectly**.
  - ▶ **Independent process cannot** affect or be affected by the execution of another process
  - ▶ **Cooperating process can** affect or be affected by the execution of another process
- **Concurrent** access (并发访问) to shared data may result in **data inconsistency(不一致)**
  - ▶ for example: printer, shared variables/tables/lists
- Maintaining data consistency requires **mechanisms** to **ensure the orderly execution** of cooperating processes

# Background: Producer-Consumer Problem

- **Producer-Consumer Problem (生产者-消费者问题, PC问题):** Paradigm for cooperating processes
  - ▶ **producer (生产者)** process produces information that is consumed by a **consumer (消费者)** process.
- **Previously, Shared-Memory solution with bounded-buffer**



# Bounded-Buffer – Shared-Memory Solution



## Shared variables reside in a shared region

```
#define BUFFER_SIZE 10
typedef struct {
    ...
} item;

item buffer[BUFFER_SIZE];
int in = 0; // index of the next empty buffer
int out = 0; // index of the next full buffer
```

## Insert() Method

```
while (true) {
    /* Produce an item */
    while (((in + 1) % BUFFER_SIZE) == out)
        ; /* do nothing — no free buffers */
    buffer[in] = item;
    in = (in + 1) % BUFFER_SIZE;
}
```

## Remove() Method

```
while (true) {
    while (in == out)
        ; // do nothing — nothing to consume

    // remove an item from the buffer
    item = buffer[out];
    out = (out + 1) % BUFFER_SIZE;
    return item;
}
```

- Solution is correct, but can only use  **$BUFFER\_SIZE-1$**  elements
  - ▶ **all empty?** VS. **all full?**



## Another solution using counting value

- A solution to the PC problem that fills **all** the buffers (**not BUFFER\_SIZE-1**).
- An integer **count**: keeps track of the number of full buffers.
  - ▶ Initially, count = 0.
  - ▶ Incremented by the producer after it produces a new buffer, and decremented by the consumer after it consumes a buffer.

### Producer

```
while (true) {
    /* produce an item and put in
nextProduced */
    while (count == BUFFER_SIZE)
        ; // do nothing
    buffer [in] = nextProduced;
    in = (in + 1) % BUFFER_SIZE;
    count++;
}
```

### Consumer

```
while (true) {
    while (count == 0)
        ; // do nothing
    nextConsumed = buffer[out];
    out = (out + 1) % BUFFER_SIZE;
    count--;
    /* consume the item in
nextConsumed
}
```

# Background: Race Condition(竞争条件)

**count++** could be implemented as

```
register1 = count  
register1 = register1 + 1  
count = register1
```

**count--** could be implemented as

```
register2 = count  
register2 = register2 - 1  
count = register2
```

## Code Example

```
0000000000400544 <main>:
```

```
#include <stdio.h>
```

```
#include <unistd.h>
```

```
int count = 1234;
```

```
void main(void){
```

```
400544: 55 push %rbp
```

```
400545: 48 89 e5 mov %rsp,%rbp
```

```
400548: 48 83 ec 10 sub $0x10,%rsp
```

```
count ++;
```

```
40054c: 8b 05 d6 0a 20 00 mov 0x200ad6(%rip),%eax # 601028 <count>
```

```
400552: 83 c0 01 add $0x1,%eax
```

```
400555: 89 05 cd 0a 20 00 mov %eax,0x200acd(%rip) # 601028 <count>
```

```
.....
```

# Background: Race Condition(竞争条件)

**count++** could be implemented as

```
register1 = count  
register1 = register1 + 1  
count = register1
```

**count--** could be implemented as

```
register2 = count  
register2 = register2 - 1  
count = register2
```

- Consider this execution interleaving with “count = 5” initially:
  - ▶ S0: producer execute **register1 = count** {register1 = 5}
  - ▶ S1: producer execute **register1 = register1 + 1** {register1 = 6}
  - ▶ S2: consumer execute **register2 = count** {register2 = 5}
  - ▶ S3: consumer execute **register2 = register2 - 1** {register2 = 4}
  - ▶ S4: producer execute **count = register1** {count = 6}
  - ▶ S5: consumer execute **count = register2** {count = 4}

**Race Condition** ≡ A situation:

where several processes **access and manipulate the same data concurrently** and the **outcome** of the execution **depends on the particular order** in which the access take place

# Outline

## 2 The Critical-Section Problem (临界区问题)

# Critical-Section (临界区)

- **Critical Resources**(临界资源):  
在一段时间内只允许一个进程访问的资源
- **Critical Section** (CS, 临界区):  
a segment of code, access and may change shared data (critical resources)
  - ▶ Make sure, that **any two processes will not execute in its own CSeS at the same time**
- the CS problem is to design a **protocol** that the processes can use to cooperate.

```
do {  
    entry section (each process must request permission to enter its CS)  
    critical section  
    exit section  
    remainder section  
}while (TRUE)
```

# Solution to Critical-Section Problem

- A solution to the Critical-Section problem must **satisfy**:
  - ① **Mutual Exclusion** (互斥):

If process  $P_i$  is executing in its CS, no other processes can be executing in their CSeS.
  - ② **Progress** (空闲让进):

If no process is executing in its CS and there exist some processes that wish to enter their CSeS, the selection of the processes that will enter the CS next cannot be postponed indefinitely
  - ③ **Bounded Waiting** (有限等待):

A bound must exist on the number of times that other processes are allowed to enter their CSeS after a process has made a request to enter its CS and before that request is granted

    - ★ Assume that each process executes at a **nonzero** speed
    - ★ No assumption concerning relative speed of the N processes

# Outline

## 3 Peterson's Solution

# Overview

- **Peterson' s Solution:**

A classic **software-based** solution, only **two** processes are concerned

- Assume that the **LOAD and STORE** instructions are **atomic**; that is, cannot be interrupted.
- Algorithms 1~3 are not satisfied
- Peterson' s Solution is correct



# Algorithm 1

- Let the two threads share a common integer value **turn**  
**volatile int turn=0; // initially turn = 0**
  - ▶  $\text{turn} = i \Rightarrow T_i$  can enter its CS

```
Ti  
Do {  
    while (turn!=i)  
        ; // do nothing  
    CRITICAL SECTION  
    turn = j;  
    REMAINDER SECTION  
} while(1);
```

Analysis:

- ? **Mutual execution:** ✓
- ? **Progress:** ×

## Algorithm 2

- Replace the shared variable turn with a shared array:  
**volatile boolean flag[2];**
  - ▶ Initially  $\text{flag}[0] = \text{flag}[1] = \text{false}$ ;
  - ▶  $\text{flag}[i] = \text{true} \Rightarrow T_i$  want to enter its CS, and enter its CS

```
Ti
do {
  While (flag[j])
    ; // do nothing
  flag[i] = true;
  CRITICAL SECTION
  Flag[i]=flase;
  REMAINDER SECTION
} while(1);
```

Analysis:

- ? **Progress:** ✓
- ? **Mutual execution:** ×  
When  $\text{flag}[0]$  and  $\text{flag}[1]$  changes from false to true almost at the same time, they enter the CS at the same time

## Algorithm 3

- $\text{flag}[i] = \text{true} \Rightarrow T_i$  is hoping to enter its CS

$T_i$

```
do {  
    flag[i] = true;  
    While (flag[j]) ; // do nothing  
    CRITICAL SECTION  
    Flag[i]=false;  
    REMAINDER SECTION  
} while(1);
```

Analysis:

- **Progress** ( $\times$ ) and **Bounded waiting** ( $\times$ )  
When  $\text{flag}[0]$  and  $\text{flag}[1]$  changes from false to true almost at the same time, both processes cannot enter the CS (forever)

# Peterson's Solution

- Combining the key ideas of algorithm 1 & 2.

The two processes share two variables:

int `turn`;

Boolean `flag[2]`

## Algorithm for Process $P_i$

```
while (true) {
```

```
    flag[i] = TRUE;
```

```
    turn = j;
```

```
    while ( flag[j] && turn == j )  
        ; // do nothing
```

CRITICAL SECTION

```
    flag[i] = FALSE;
```

REMAINDER SECTION

```
}
```

This solution is correct.

# Outline

## 4 Synchronization Hardware

- TestAndSet Instruction
- Swap Instruction

# Synchronization Hardware

- **Generally**, any solution to the CS problem requires a **LOCK**
  - ▶ a process
    - ★ acquires a lock before entering a CS
    - ★ releases the lock when it exits the CS

```
do {  
    acquire lock  
    critical section  
    release lock  
    remainder section  
}while (TRUE);
```

- ▶ CSes are protected by locks
- ▶ Race conditions are prevented

# Synchronization Hardware

- Many systems provide **hardware** support for CS code
  - ▶ Uniprocessors – could **disable interrupts**
    - ★ Current code would execute without preemption

```
do {  
    disable interrupt  
    critical section  
    enable interrupt  
    remainder section  
}while (TRUE);
```

- ★ Generally **too inefficient** on multiprocessor systems, OSes using this not broadly scalable
- ▶ Modern machines therefore provide **special atomic hardware instructions**

Atomic = non-interruptable

- ★ TestAndSet()
- ★ Swap()

# Outline

## 4 Synchronization Hardware

- TestAndSet Instruction
- Swap Instruction



# TestAndSet Instruction

## Definition:

```
boolean TestAndSet (boolean *target) {  
    boolean rv = *target;  
    *target = TRUE;  
    return rv;  
}
```

## Truth table (真值表)

target		return value
before	after	
F	T	F
T	T	T

# Mutual-exclusion solution using TestAndSet

- Shared boolean variable **lock**, initialized to **false**.

## Solution:

```
while (true) {  
    while ( TestAndSet (&lock ))  
        ; // do nothing  
        // critical section  
    lock = FALSE;  
        // remainder section  
}
```

- **bounded-waiting?** ×  
starvation

# Outline

## 4 Synchronization Hardware

- TestAndSet Instruction
- Swap Instruction

# Swap Instruction

## Definition:

```
void Swap (boolean *a, boolean *b) {  
    boolean temp = *a;  
    *a = *b;  
    *b = temp;  
}
```

## Truth Table

(a,b)	
before	after
(T,T)	(T,T)
(T,F)	(F,T)
(F,T)	(T,F)
(F,F)	(F,F)

# Mutual-exclusion solution using Swap

- Shared Boolean variable **lock** initialized to **FALSE**;
- Each process has a **local** Boolean variable **key**.

## Solution:

```
while (true) {  
    key = TRUE;  
    while ( key == TRUE)  
        Swap (&lock, &key );  
        // critical section  
    lock = FALSE;  
    // remainder section  
}
```

## ▶ Truth Table

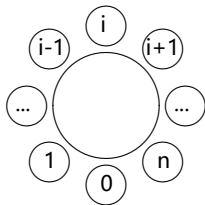
(lock,key)	
before	after
<b>(T,T)</b>	<b>(T,T)</b>
(T,F)	(F,T)
<b>(F,T)</b>	<b>(T,F)</b>
(F,F)	(F,F)

- **bounded-waiting?** ×

# Bounded-waiting mutual exclusion with TestAndSet()

## Shared data

```
boolean waiting[n]; // initialized to false  
boolean lock; // initialized to false
```



```
do {  
    waiting[i]=TRUE;  
    key=TRUE;  
    while (waiting[i] && key)  
        key=TestAndSet(&lock);  
    waiting[i] = FALSE;  
    // critical section  
    j=(i+1)%n;// consider other processes  
    while((j!=i)&&!waiting[j])  
        j=(j+1)%n;  
    if (j==i) // nobody waiting!  
        lock=FALSE;//release lock  
    else  
        waiting[j]=FALSE;// let it run!  
    // remainder section  
}while(TRUE);
```

# Outline

## 5 Semaphores

# Semaphore

- The various **hardware-based solutions** to the critical-section problem are **complicated** for application programmers to use
- **Semaphore S** – integer variable (整型信号量)
  - ▶ **Initialization** + Two standard operations modify **S**:
    - ★ **wait()** and **signal()**
    - ★ Originally called **P()** and **V()**
  - ▶ Can only be accessed via two indivisible (**atomic**) operations

```
wait()
```

```
wait (S) {  
    while (S <= 0) ; // no-op  
    S - - ;  
}
```

```
signal()
```

```
signal (S) {  
    S++ ;  
}
```



# using semaphore

- Using as

- ① **counting** semaphore

- ★ control access to a given resource consisting of a finite number of instances

- ② **binary** semaphore

- ★ provide mutual exclusion, can deal with the critical-section problem for multiple processes

- ③ **synchronization tools**

- ★ solve various synchronization problems

# using semaphore

## ① Counting semaphore

also named as **Resource semaphore**

- ▶ Initialized to N, the number of resources available
- ▶ resource **requesting**: **wait()**
  - ★ if the count of resource goes to 0, waiting until it becomes  $> 0$
- ▶ resource **releasing**: **signal()**
- ▶ usage

```
semaphore resources; /* initially resources = n */  
do {  
    wait ( resources );  
    Critical section;  
    signal( resources );  
    Remainder section;  
} while(1);
```

# using semaphore

## 2 Binary semaphores

also known as **mutex locks** (互斥锁), provides mutual exclusion

- ▶ integer value: **0 or 1**;
- ▶ can be simpler to implement;  
Can implement a counting semaphore **S** as a binary semaphore
- ▶ usage:

```
Semaphore mutex; // initialized to 1
do {
    wait (mutex);
    Critical Section
    signal (mutex);
    Remainder section
} while (TRUE);
```

# using semaphore

- 3 using semaphore to solve various synchronization problems  
可以描述前趋关系

- ▶ if  $p_1 : S_1 \rightarrow p_2 : S_2$ , then  
Semaphore **synch**, initialized to **0**, and

p1	p2
...	...
S1	...
signal(synch)	wait(synch)
...	S2

# using semaphore

- ③ using semaphore to solve various synchronization problems
  - ▶ Example

## 前趋图举例

semaphore a,b,c,d,e,f,g = 0,0,0,0,0,0,0

begin

parbegin

begin S1;signal(a);signal(b);end;

begin wait(a);S2;signal(c);signal(d);end;

begin wait(b);S3;signal(g);end;

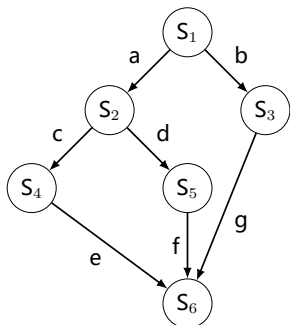
begin wait(c);S4;signal(e);end;

begin wait(d);S5;signal(f);end;

begin wait(e);wait(f);wait(g);S6;end;

parend

end



# Semaphore Implementation

- **Disadvantage:**  
the previous semaphore may cause **busy waiting(忙等)**
  - ▶ this type of semaphore is also called a **spinlock(自旋锁)**, suitable situation
    - 1 busy waiting (for I/O) time < context switching time, or
    - 2 multiprocessor systems & busy waiting time is very short
- Semaphore implementation with **no busy waiting**  
**Record semaphore(记录型信号量)**
  - ▶ depend on **block()** & **wakeup()** operations

# Semaphore Implementation

- **Record semaphore** (记录型信号量)

```
typedef struct {  
    int value;  
    struct process *list; // a waiting queue  
} semaphore;
```

- **wait()**

```
wait(Semaphore *S){  
    S->value--;  
    if (S->value < 0){  
        add this process to S->list;  
        block();  
    }  
}
```

- **signal()**

```
signal(semaphore *S){  
    S->value++;  
    if (S->value <= 0){  
        remove a process P from S->list;  
        wakeup(P);  
    }  
}
```

# Semaphore Implementation

- 分析S->value
  - ▶ 对于wait操作:
    - ★ 当 $value \geq 1$ 时, 说明有资源剩余; 申请资源只需要减1
    - ★ 当 $value < 1$ 时, 说明没有资源剩余; 此时, 减去1, 并等待
  - ▶ 对于signal操作,
    - ★ 若 $value \geq 0$ , 说明没有等待者, 不必唤醒, 只需加1释放资源
    - ★ 若 $value < 0$ , 说明有等待者; 加1缩短等待队列长度, 并唤醒1个进程 (资源分配给这个进程)
  - ▶ 查看value
    - ★  $value \geq 0$ , 说明没有等待者, 此时, **value值表示剩余资源的个数**
    - ★  $value < 0$ , 说明有等待者, 此时L上有等待进程; 此时, **value的绝对值表示等待进程的个数**



# the synchronization problem about semaphores

- the synchronization problem about semaphores
  - ▶ **No two processes can execute P/V operation on the same semaphore at the same time**
  - ▶ HOW to be executed **atomically**?
  
  - ▶ **uniprocessors: inhibiting interrupt while wait() and signal()**
  - ▶ **multiprocessors:**
    - ★ inhibiting interrupt globally
    - ★ or spin lock

# Misuse of semaphore: Deadlock and Starvation

- **Deadlock** – two or more processes are waiting indefinitely for an event that can be caused by only one of the waiting processes
  - ▶ Let **S** and **Q** be two semaphores initialized to **1**

$P_0$	$P_1$
wait(S)	wait(Q)
wait(Q)	wait(S)
...	...
signal(S)	signal(Q)
signal(Q)	signal(S)

- **Starvation** – indefinite blocking. A process may never be removed from the semaphore queue in which it is suspended.

# AND型信号量 I

- Basic idea

- ▶ 将进程在整个运行过程中需要的所有资源，一次性全部的分配给该进程，待进程使用完后再一起释放。
- ▶ 即资源分配具有原子性，要么全分配；要么一个都不分配

- Swait() and Ssignal()

## Swait(S1,S2,...,Sn)

```
if(S1 ≥ 1 and S2 ≥ 1 and ... and Sn ≥ 1 ) then
  for i:=1 to n do
    Si:=Si - 1;
  endfor
else
  将进程加入第一个条件不满足的Si的等待队列
  上，并修改程序指针到Swait操作的开始部分
endif
```

## Ssignal(S1,S2,...,Sn)

```
for i:=1 to n do
  Si:=Si + 1;
  若Si有等待进程，则唤醒
endfor
```

# 信号量集

- 信号量集的目标：更一般化
  - ▶ 例如，一次申请多个单位的资源；
  - ▶ 又如，当资源数低于某一下限值时，就不予分配

**Swait(S1, t1, d1, S2, t2, d2, ..., Sn, tn, dn)**

```
if(S1 ≥ t1 and S2 ≥ t2 and ... and Sn ≥ tn )then
  for i:=1 to n do
    Si:=Si - di;
  endfor
else
  将进程加入第一个条件不满足的Si的等待队列上,
  并修改程序指针到Swait操作的开始部分
endif
```

**Ssignal(S1, d1, S2, d2, ..., Sn, dn)**

```
for i:=1 to n do
  Si:=Si + di;
  若Si有等待进程，则唤醒
endfor
```

# 信号量集

- 信号量集的几种特殊情况：
  - ▶  $\text{Swait}(S,d,d)$ : 多单位分配
  - ▶  $\text{Swait}(S,1,1)$ : 一般的记录型信号量
  - ▶  $\text{Swait}(S,1,0)$ :  $s \geq 1$ 时, 允许多个进入临界区;  $s = 0$ 后, 阻止一切

# Outline

## 6 Classical Problems of Synchronization

# Classical Problems of Synchronization

- Use semaphores to solve
  - ① Bounded-Buffer Problem, 生产者-消费者问题 (PC Problem)
  - ② Readers and Writers Problem, 读者-写者问题
  - ③ Dining-Philosophers Problem, 哲学家就餐问题

# Classical Problems of Synchronization

## ① Solution to Bounded-Buffer Problem (PC problem, 生产者-消费者问题)

- ▶ N buffers, each can hold one item
- ▶ Semaphore **mutex** initialized to the value 1
- ▶ Semaphore **full** initialized to the value 0
- ▶ Semaphore **empty** initialized to the value N.

### The structure of the producer process

```
while (true) {  
    // produce an item  
    wait (empty);  
    wait (mutex);  
    // add the item to the buffer  
    signal (mutex);  
    signal (full);  
}
```

### The structure of the consumer process

```
while (true) {  
    wait (full);  
    wait (mutex);  
    // remove an item from buffer  
    signal (mutex);  
    signal (empty);  
    // consume the removed item  
}
```



# Classical Problems of Synchronization

## ② Solution to Readers-Writers Problem(读者-写者问题)

- ▶ A data set is shared among a number of concurrent processes
  - ★ **Readers** – only read the data set; they do **not** perform any updates
  - ★ **Writers** – can both read and write.
- ▶ **Problem:**  
Allow multiple readers to read at the same time.  
Only one single writer can access the shared data at the same time.
- ▶ Shared Data
  - ★ Data set
  - ★ Semaphore **mutex** initialized to 1.
  - ★ Semaphore **wrt** initialized to 1.
  - ★ Integer **readcount** initialized to 0.

# Classical Problems of Synchronization

## 2 Solution to Readers-Writers Problem(读者-写者问题)

### The structure of a writer process

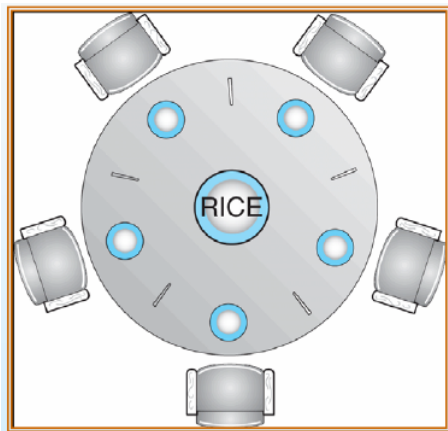
```
while (true) {  
    wait(wrt);  
    // writing is performed  
    signal(wrt);  
}
```

### The structure of a reader process

```
while (true) {  
    wait(mutex);  
    readcount ++;  
    if (readcount == 1)  
        wait(wrt);  
    signal(mutex)  
    // reading is performed  
    wait(mutex);  
    readcount - -;  
    if (readcount == 0)  
        signal(wrt);  
    signal(mutex);  
}
```

# Classical Problems of Synchronization

## 3 Dining-Philosophers Problem (哲学家就餐问题)



# Classical Problems of Synchronization

## 3 Dining-Philosophers Problem (哲学家就餐问题)

- ▶ Shared data
  - ★ Bowl of rice (data set)
  - ★ Semaphore **chopstick [5]** initialized to 1
- ▶ This solution may cause a **deadlock**.
  - ★ **WHEN?**

The structure of Philosopher i:

```
While (true) {  
    wait ( chopstick[i] );  
    wait ( chopstick[ (i + 1) % 5] );  
    // eat  
    signal ( chopstick[i] );  
    signal ( chopstick[ (i + 1) % 5] );  
    // think  
}
```

# Classical Problems of Synchronization

## ③ Dining-Philosophers Problem (哲学家就餐问题)

- ▶ Several **possible remedies**
  - ★ Allow **at most 4 philosophers** to be sitting simultaneously at the table.
  - ★ Allow a philosopher to pick up her chopsticks only if **both chopsticks are available**
  - ★ **Odd** philosophers pick up first her left chopstick and then her right chopstick, while **even** philosophers pick up first her right chopstick and then her left chopstick.
- ▶ 注: deadlock-free & starvation-free

# Problems with Semaphores

- Incorrect use of semaphore operations:

## **signal (mutex) .... wait (mutex)**

- ▶ the mutual-exclusion requirement is violated, processes may in their CS simultaneously

## **wait (mutex) ... wait (mutex)**

- ▶ a deadlock will occur.

## **Omitting of wait (mutex) or signal (mutex) (or both)**

- ▶ either mutual-exclusion requirement is violated, or a deadlock will occur

# Outline

## 7 Monitors

# Monitors I

- Monitor type:  
A **high-level abstraction** that provides a convenient and effective mechanism **for process synchronization**
  - ▶ encapsulates private data with public methods to operate on that data.
  - ▶ **Mutual exclusion: Only one process may be active within the monitor at a time**

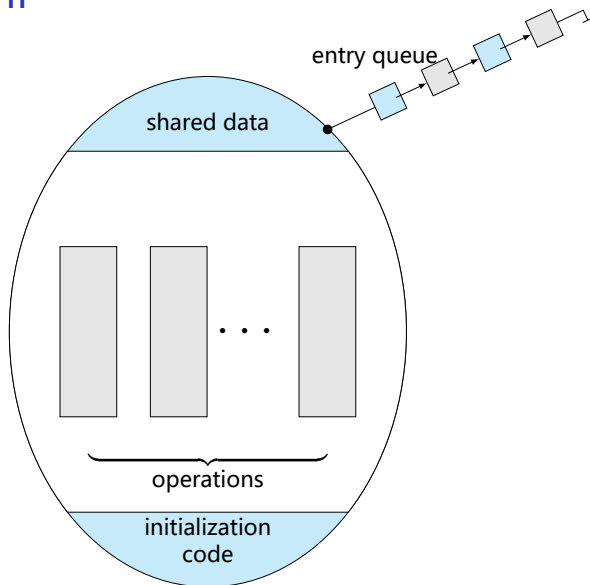
## Syntax of a monitor

```
monitor monitor-name {  
  // shared variable declarations  
  procedure P1 (...) {...}  
  ...  
  procedure Pn (...) {...}  
  Initialization code (....) {...}  
}
```

- Within a monitor
  - ▶ a procedure can access only local variables and formal parameters
  - ▶ the local variables can be accessed by only the local procedures



# Monitors II



Schematic view of a Monitor

# Condition Variables

- the monitor construct is **not sufficiently powerful** for modeling some synchronization scheme.
- Additional synchronization mechanisms are needed.
- **Condition variables:**

**condition x, y;**

- ▶ Two operations on a condition variable:

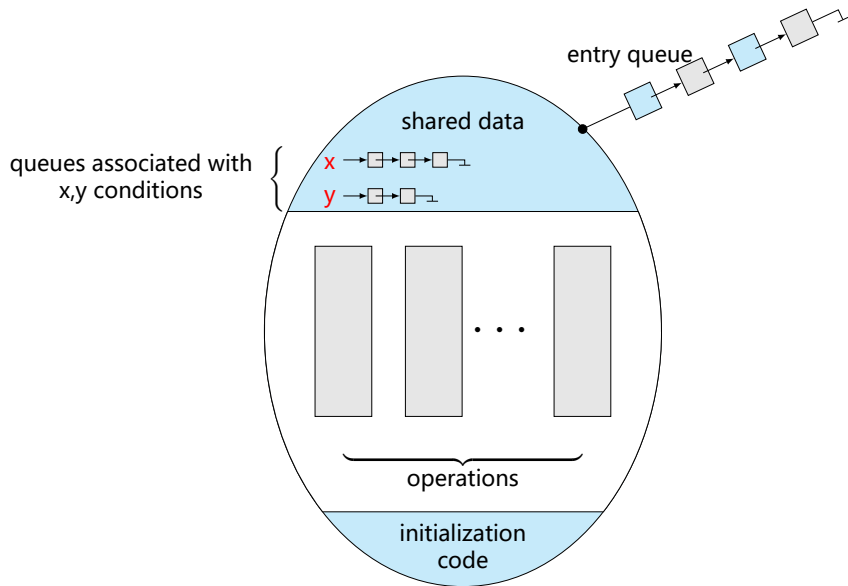
**x.wait()**

- ▶ a process that invokes the operation is suspended.

**x.signal()**

- ▶ resumes one of processes (if any) that invoked x.wait ()

# Condition Variables



Monitor with Condition Variables

# Condition Variables

- **Problem** with `x.signal()`
  - ▶ process P invokes `x.signal`, and a suspended process Q is allowed to resume its execution, then ?
    - ★ **signal and wait**
    - ★ **signal and continue**
  - ▶ in the language **Concurrent Pascal**, a compromise was adopted
    - ★ when P executes the signal operation, it immediately leaves the monitor, hence, Q is immediately resumed.

# A deadlock-free solution to Dining Philosophers (哲学家就餐问题) I

- the monitor

```
monitor DP {  
    enum { THINKING; HUNGRY, EATING} state[5];  
    condition self [5];
```

```
void pickup (int i) {  
    state[i] = HUNGRY;  
    test(i);  
    if (state[i] != EATING)  
        self[i].wait;  
}
```

```
void putdown (int i) {  
    state[i] = THINKING;  
    test((i + 4) % 5);  
    test((i + 1) % 5);  
}
```

# A deadlock-free solution to Dining Philosophers (哲学家就餐问题) II

```
void test (int i) {  
    if ( (state[(i + 4) % 5] != EATING) &&  
        (state[i] == HUNGRY) &&  
        (state[(i + 1) % 5] != EATING) ) {  
        state[i] = EATING ;  
        self[i].signal () ;  
    }  
}
```

```
initialization_code() {  
    for (int i = 0; i < 5; i++)  
        state[i] = THINKING;  
}
```

- Each philosopher  $i$  invokes the operations **pickup()** and **putdown()** in the following sequence:

# A deadlock-free solution to Dining Philosophers (哲学家就餐问题) III

```
dp.pickup(i)  
EAT  
dp.putdown(i)
```

- not **starvation-free**

# Monitor Implementation Using Semaphores I

- Monitor implementation

- ▶ Variables

- semaphore mutex; // (initially = 1) , for enter and exit monitor
    - semaphore next; // (initially = 0)
    - int next-count = 0;

- ▶ Each **external** procedure F will be replaced by

```
wait(mutex);  
...  
body of F;  
...  
if (next-count > 0)  
    signal(next)  
else  
    signal(mutex);
```

- ▶ Mutual exclusion within a monitor is ensured.

- Condition variable implementation:



# Monitor Implementation Using Semaphores II

- ▶ For each condition variable  $x$ , we have:  
semaphore  $x$ -sem; // (initially = 0)  
int  $x$ -count = 0;

$x$ .wait can be implemented as:

```
x-count++;  
if (next-count > 0)  
    signal(next);  
else  
    signal(mutex);  
wait(x-sem);  
x-count--;
```

$x$ .signal can be implemented as:

```
if (x-count > 0) {  
    next-count++;  
    signal(x-sem);  
    wait(next);  
    next-count--;  
}
```

# Outline

## 8 Synchronization Examples

# Synchronization Examples

- Solaris
- Windows XP
- Linux
- Pthreads

# Solaris Synchronization

- Implements a variety of locks to support multitasking, multithreading (including real-time threads), and multiprocessing
  - 1 semaphores
  - 2 condition variables
  - 3 **adaptive mutexes** (for short CS less than a few hundred instructions)
  - 4 **readers-writers locks**
  - 5 **turnstile** (十字转门) to order the list of threads waiting to acquire either an adaptive mutex or reader-writer lock
    - ★ a type of blocked threads queue
    - ★ organized according to a priority-inheritance protocol to prevent priority inversion (only for kernel locking)

# Windows XP Synchronization

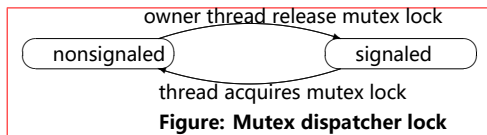
- **Windows XP** is a **multithreaded** kernel, supporting **real-time** applications and **multiple processors**.
- To protect access to global resources in kernel:
  - ▶ Uses **interrupt mask** on uniprocessor systems
  - ▶ Uses **spinlocks** on multiprocessor systems
  - ▶ A thread holding a spinlock will never be preempted.
- For threads outside the kernel, provides **dispatcher objects** which may act as

1 mutexes

2 semaphores

3 events (much like a condition variable)

4 timers



# Linux Synchronization

- The **Linux kernel**
  - ▶ before 2.6, **nonpreemptive** kernel  
But now, **fully preemptive** kernel
  - ▶ **MEANING**: a process running in kernel mode **could not** be preempted, or **could**.
- For kernel, Linux provides:
  - ▶ **semaphores, spinlocks, and reader-writer versions** of these two locks
- The fundamental locking mechanism for short CS durations in kernel.

single processor	multiple processors
<b>Disable kernel preemption:</b> <code>preempt_disable()</code>	acquire spinlock
<b>Enable kernel preemption:</b> <code>preempt_enable()</code>	Release spinlock

- ▶ **NOTE**: spinlocks are along with enabling and disabling kernel preemption.

# Pthreads Synchronization

- **Pthreads API** is **OS-independent**
- For thread synchronization, it provides:
  - ▶ **mutex locks**
  - ▶ **condition variables**
  - ▶ **read-write locks**
- **Non-portable** extensions include:
  - ▶ **semaphores** (belong to the POSIX SEM extension)
  - ▶ **spin locks**

# Outline

9

小结和作业



# 小结

- 1 Background
- 2 The Critical-Section Problem (临界区问题)
- 3 Peterson' s Solution
- 4 Synchronization Hardware
  - TestAndSet Instruction
  - Swap Instruction
- 5 Semaphores
- 6 Classical Problems of Synchronization
- 7 Monitors
- 8 Synchronization Examples
- 9 小结和作业

谢谢!